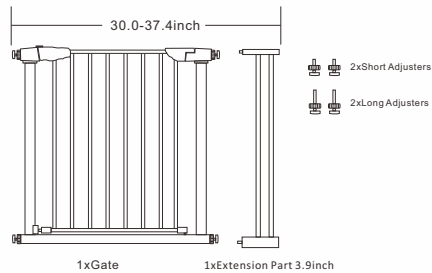


GATE INSTRUCTION LEAFLET

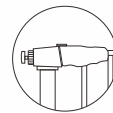


We Make Your Pet Happy!

ALL PARTS



1. Two way 180° swinging door
2. Automatic closing
3. Double locking
4. Easy installation
5. No drilling required




Note:
The lock is apart when you open the carton, it is normal. Please screw the 4 width-adjusters when the lock is closed. The gate will not align perfectly until installed and tightened.

INTENDED USES

This product is suitable for indoor spaces, such as bedroom, kitchen, stairs, hallways etc. to keep your pets in or out of an area of your home.

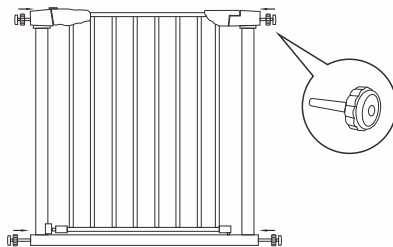
Note:

1. This gate alone is suitable to for openings between 30 to 33.5inch wide. If you need the gate to be wider please use the extender provided (+3.9inch wide).
2. Please make sure the wall or door jam surface you will mount the gate is flat, strong and stable.
3. Please make sure the flat surface for the mounting is larger than 1.2inch.

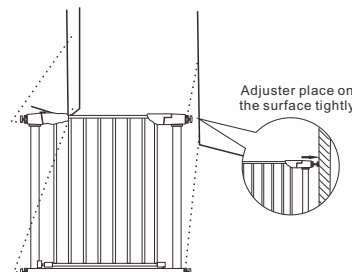


GATE INSTALLATION INSTRUCTION

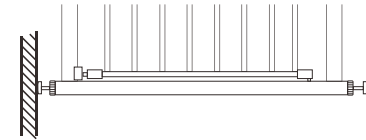
1. Put the 4 width adjusters into the gate sides (short adjusters on top and long adjusters on bottom).



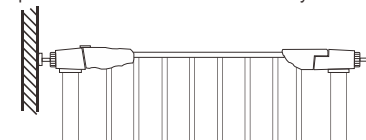
2. Place the gate in the space you want to block, place the rubber end of the width adjusters on the flat wall or door jam area.



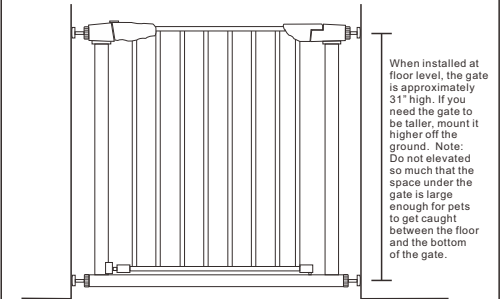
3. Turn the plastic wheel on the bottom width adjusters, making it longer, until the gate is securely held in place.



4. Turn the plastic wheel on the top width adjusters, making it longer, until the gate is securely held in place and the lock closes smoothly.



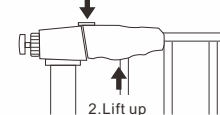
5. Check the 4 adjusters, make sure the gate is setting up firmly.



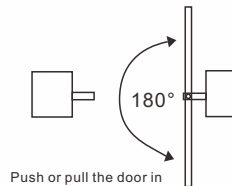
Use caution and Care when installing and using this gate.

GATE USAGE INSTRUCTION

1. Press button to right



2. Lift up



Push or pull the door in the direction you wish it swing.

WARNINGS:

- Please read the instruction carefully before setting up or using the gate.
- Please install the gate at a flat surface in order to prevent any danger or damage. The rubber of the width adjusters require a strong flat surface to properly hold the gate securely.
- Do not install the gate into a window or any space too large for the gate or gate plus extender.
- This product is intended for use to barricade house holds pets. This product is not intended to be used for babies or children.