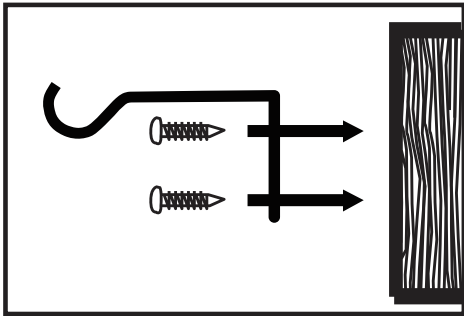


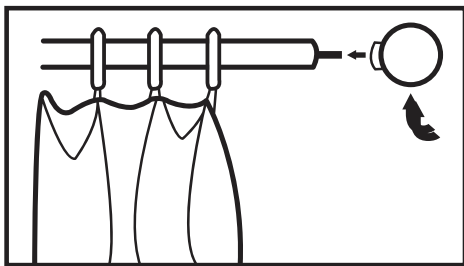
Easy to Install

1




Attach brackets with included screws
*If not mounting directly into wood, pre-drill a 1/4 inch hole, and screw in anchors provided

2



Attach decorative finial

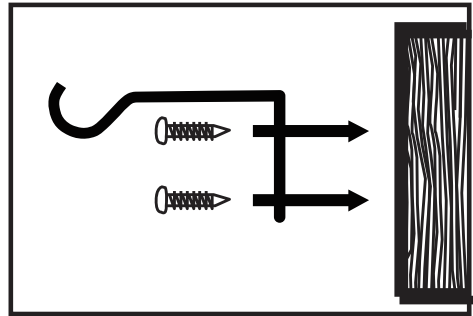
3



Hang and style using tips below

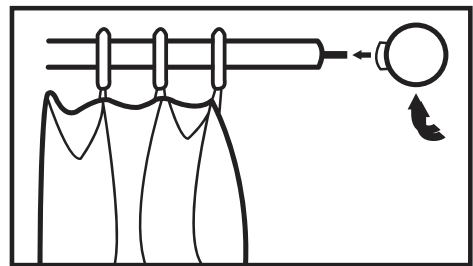
Easy to Install

1




Attach brackets with included screws
*If not mounting directly into wood, pre-drill a 1/4 inch hole, and screw in anchors provided

2



Attach decorative finial

3



Hang and style using tips below