

# DV22N6800HW

SAMSUNG

## Samsung 24" Front-Load Ventless Heat Pump Dryer

4.0 cu. ft. Capacity DOE



### Signature Features

#### Smart Care

- Smart Care interacts with your dryer to perform an immediate diagnosis and offer quick solutions.

#### Sensor Dry

- Optimizes cycle time and temperature to dry clothes thoroughly, while preventing heat damage.

#### ENERGY STAR® Certified

- Proven to save energy without sacrificing performance or functionality.

### Available Color



White



Smart Care



Sensor Dry

### Features

- 24" Wide – Fits in the tightest quarters
- 12 Preset Dry Cycles
- 8 Options
- Interior Drum Light
- Ice Blue LED Display
- Crystal Blue Door
- 40 Minute Express Cycle
- Wrinkle Prevent Option
- Stainless Steel Drum
- Reversible Door

### Convenience

- Child Lock
- Filter Check Indicator
- Heat Exchanger Filter Check Indicator
- Waste Water Tank Indicator

### Rating



ENERGY STAR®-rated  
148 kWh/yr

# DV22N6800HW

# SAMSUNG

## Samsung 24" Front-Load Ventless Heat Pump Dryer

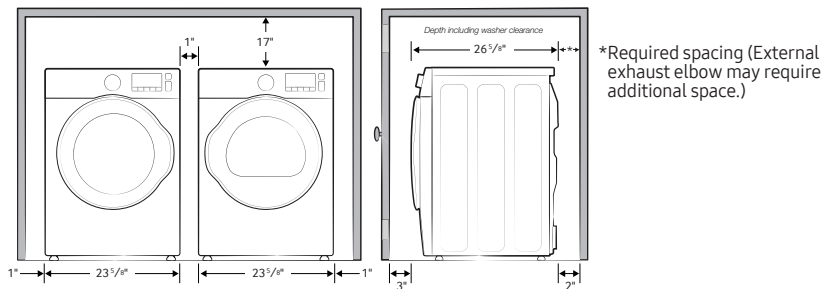
4.0 cu. ft. Capacity DOE

### Installation Specifications

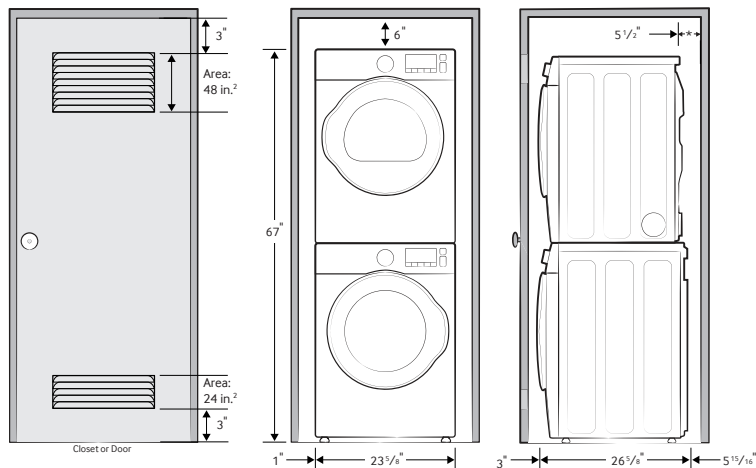
If the washer and dryer are installed together or the dryer alone, the closet front must have two unobstructed air openings for a combined minimum total area of 72-inch<sup>2</sup> (see stacked build below). Your washer alone does not require a specific air opening.

#### 1. Alcove or closet installation

Minimum Clearance for Closet and Alcove Installations:

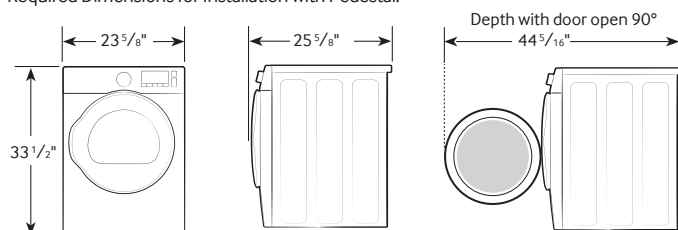


#### 2. With stacked washer and dryer



### Dimensions

Required Dimensions for Installation with Pedestal:



4.0 cu. ft. Capacity DOE

#### 12 Preset Dry Cycles:

Normal, Heavy Duty, Towels, Permanent Press, Active Wear, Delicates, Wool, Shirts, Time Dry, Air Fluff, 40' Express, Refresh

#### 8 Options:

Mixed Load Bell, Wrinkle Prevent, My Cycle, Adjust Time, Sound Off, Child Lock, Smart Care, Drum Light

#### 3 Dry Levels:

More Dry, Normal Dry, Less Dry

#### Warranty

One (1) Year Parts and Labor

#### Product Dimensions & Weight (WxHxD)

Dimensions: 23<sup>5</sup>/<sub>8</sub>" x 33<sup>1</sup>/<sub>2</sub>" x 25<sup>5</sup>/<sub>8</sub>"

Weight: 110 lbs

#### Shipping Dimensions & Weight (WxHxD)

Dimensions: 26<sup>1</sup>/<sub>4</sub>" x 34<sup>13</sup>/<sub>16</sub>" x 27<sup>3</sup>/<sub>8</sub>"

Weight: 117 lbs

#### Electric

White

#### Model #

DV22N6800HW

#### UPC Code

887276292458

#### Matching Washer

White

WW22K6800AW

887276126876

#### Optional Stacking Kit

Sold separately SK-DH

887276151052

#### Optional Side Vent Kit

Sold separately DV-2A/XAA

887276146416