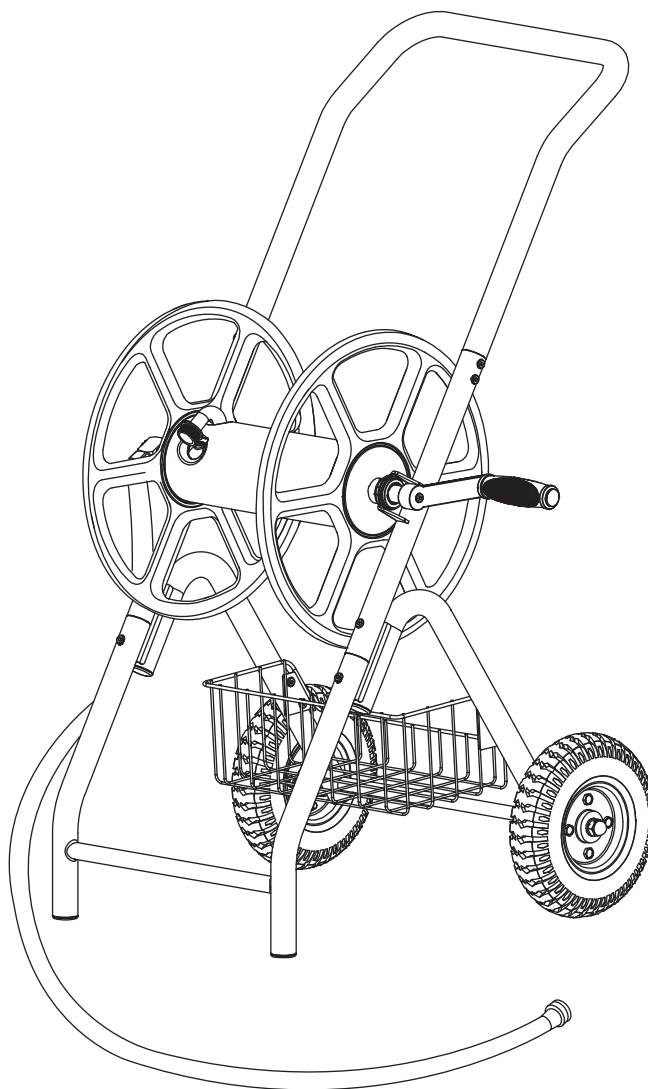


**Model #302**



# **Two-Wheel Decorative Metal Hose Cart Owner's Manual**



**VISIT OUR WEBSITE: [WWW.LIBERTYGARDENPRODUCTS.COM](http://WWW.LIBERTYGARDENPRODUCTS.COM)  
OR CALL US TOLL FREE AT 1-866-820-5805**

LIBERTY GARDEN PRODUCTS, INC.  
1161 SOUTH PARK DRIVE, KERNERSVILLE NC 27284

**IMPORTANT: READ THE OWNER'S MANUAL BEFORE ASSEMBLING**

## PRE-ASSEMBLY

Estimated Assembly Time : 15 minutes

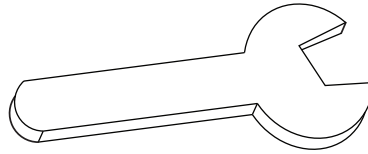
### TOOLS REQUIRED

AA



4 mm Allen wrench (Supplied)

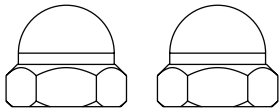
BB



Open-end wrenches (2 Supplied)

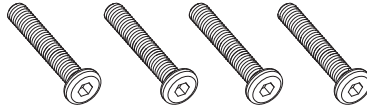
Note: Pliers or Crescent Wrench are optional for assembly.

CC



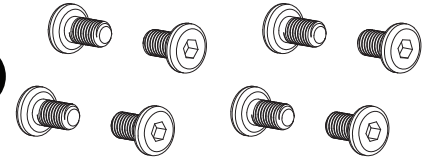
Lock nuts (2)

DD



M6 X40 allen screws (4)

EE

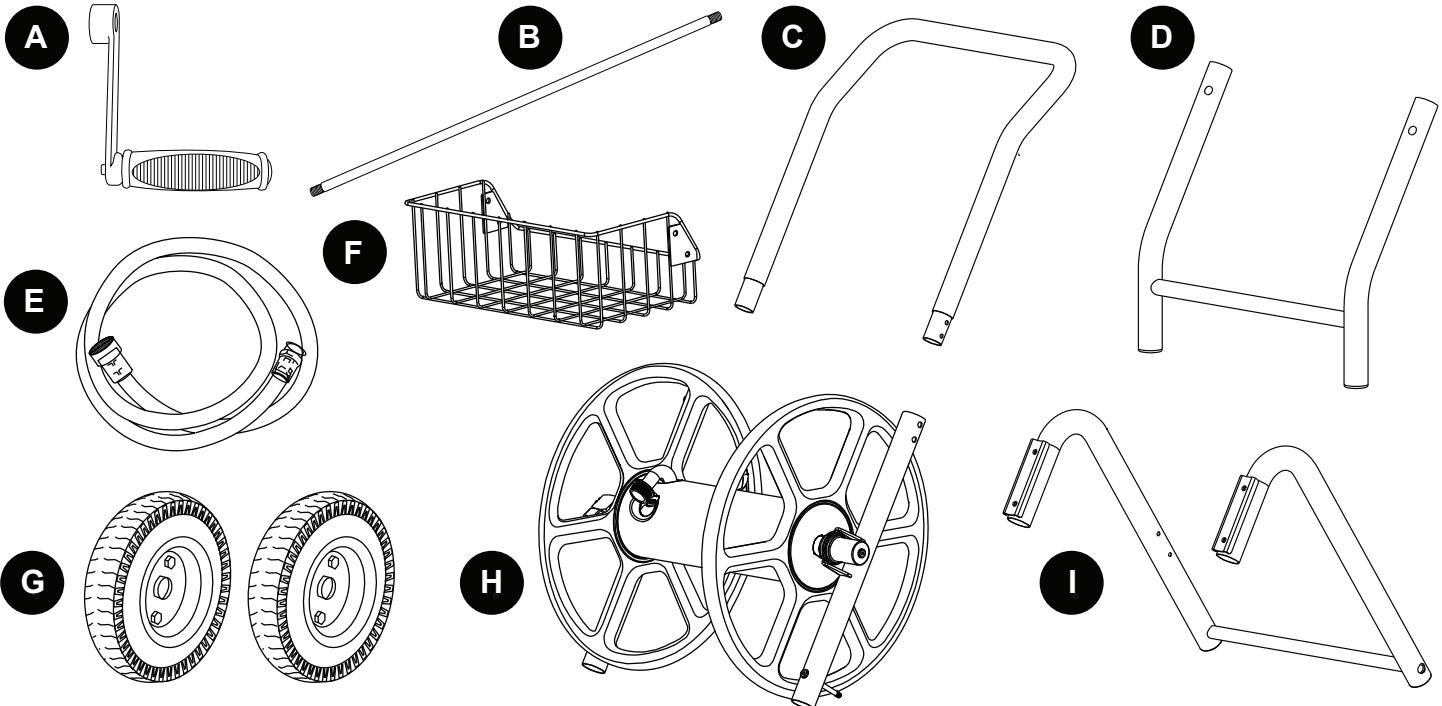


M6 X10 allen screws (8)

**Note:** Hardware and parts not shown to actual size.

### PARTS LIST

- A. Crank handle (1)   B. Axle (1)   C. Push handle (1)   D. Front Support Legs (1)  
E. Leader Hose (1)   F. Storage Basket (1)   G. Wheels (2)   H. Hose Spool (1)  
I. Back Support Legs (1)



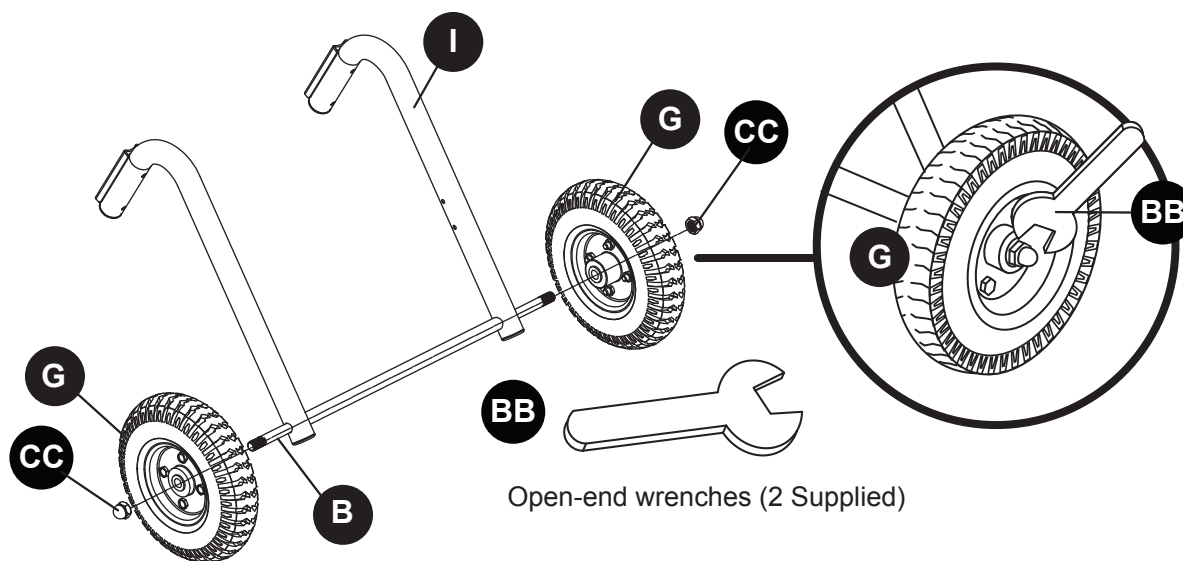
**IMPORTANT:** LAY OUT ALL PARTS, TOOLS AND HARDWARE. MAKE SURE ALL PARTS ARE ACCOUNTED FOR.

If any part is missing please contact Liberty Garden Products at [CUSTOMERSERVICE@LIBERTYGARDENPRODUCTS.COM](mailto:CUSTOMERSERVICE@LIBERTYGARDENPRODUCTS.COM) or 1-866-820-5805. **DO NOT CONTACT THE RETAILER.**

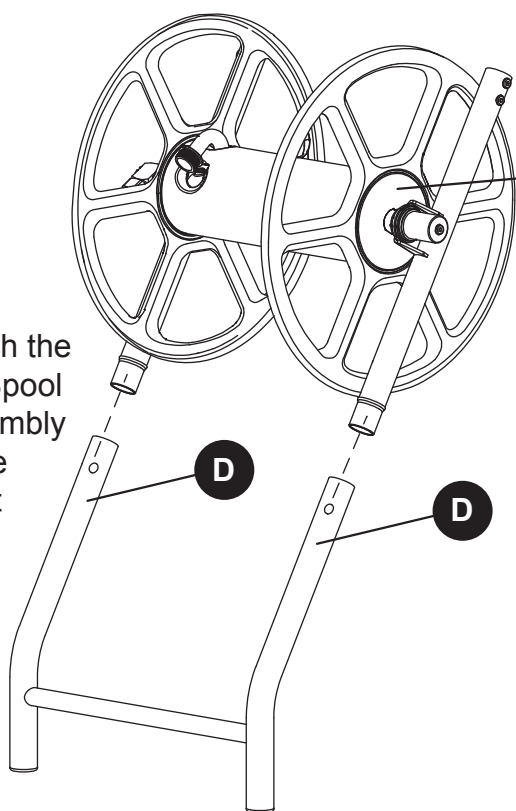
You can also visit our website at [WWW.LIBERTYGARDENPRODUCTS.COM](http://WWW.LIBERTYGARDENPRODUCTS.COM) for more instructions, pictures and helpful hints.

## ASSEMBLY

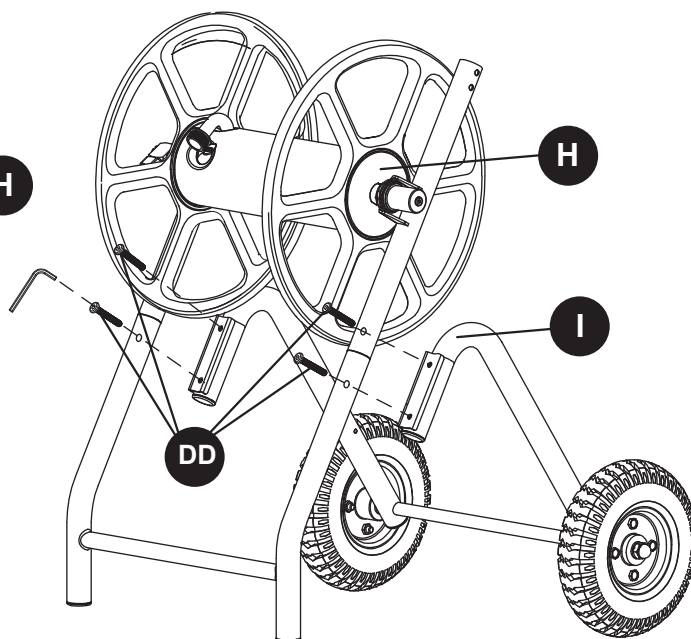
- 1 Remove lock nuts (**CC**) from the Axle (**B**). Insert Axle (**B**) through the holes at the bottom of the Back Support Legs (**I**). Secure Wheels (**G**) by first hand tightening Lock Nuts (**CC**). Use one open-end wrench (**BB**) to hold Axle (**B**) and Tire (**G**) in place, while the other Lock Nut (**CC**) is being tightened using the second Open-End Wrench (**BB**).



- 2 Attach the (**H**) Spool Assembly to the Front Legs (**D**).



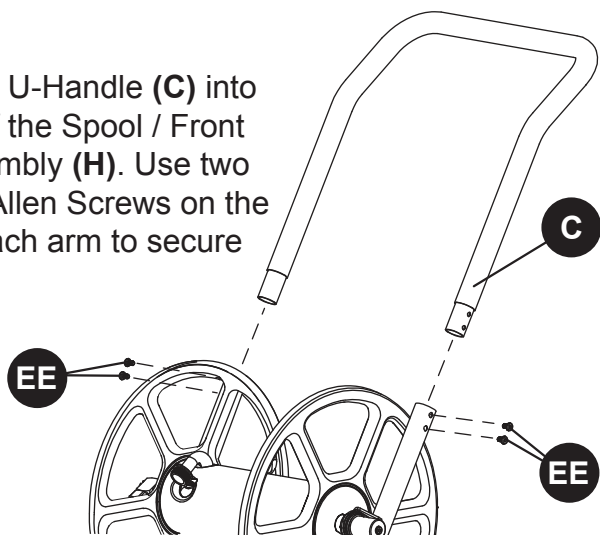
- 3 Attach Back Legs (**I**) with Wheels to the Spool/Front Leg Assembly (**H**). Using the supplied Allen Wrench tighten the M6 X40 Allen Screws (**DD**)



**CAUTION: DO NOT OVERTIGHTEN LOCK NUTS AND ALLEN SCREWS.**

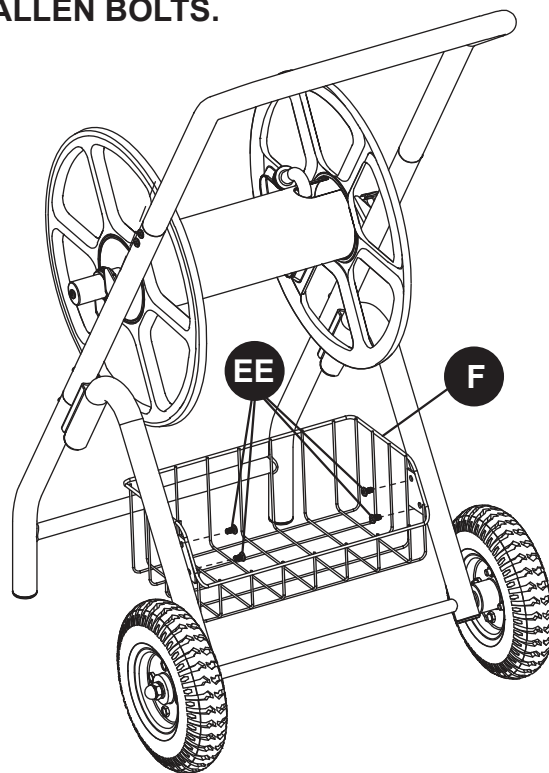
## ASSEMBLY

- 4** Insert the U-Handle (**C**) into the top of the Spool / Front Leg assembly (**H**). Use two M6 x 10 Allen Screws on the side of each arm to secure (**EE**).



**CAUTION: DO NOT OVERTIGHTEN ALLEN BOLTS.**

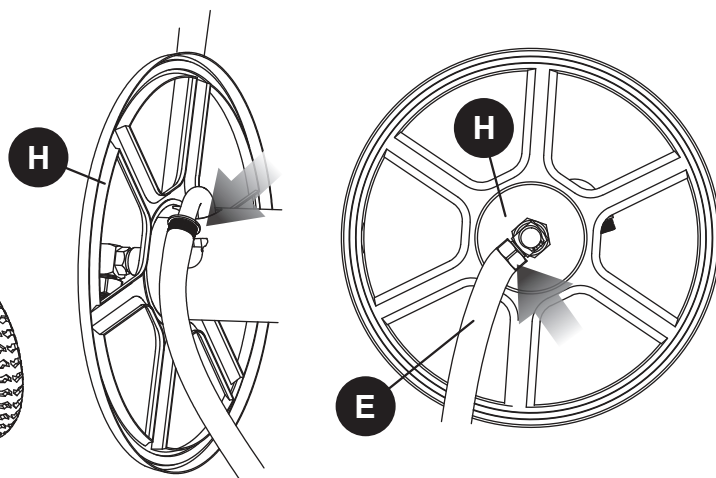
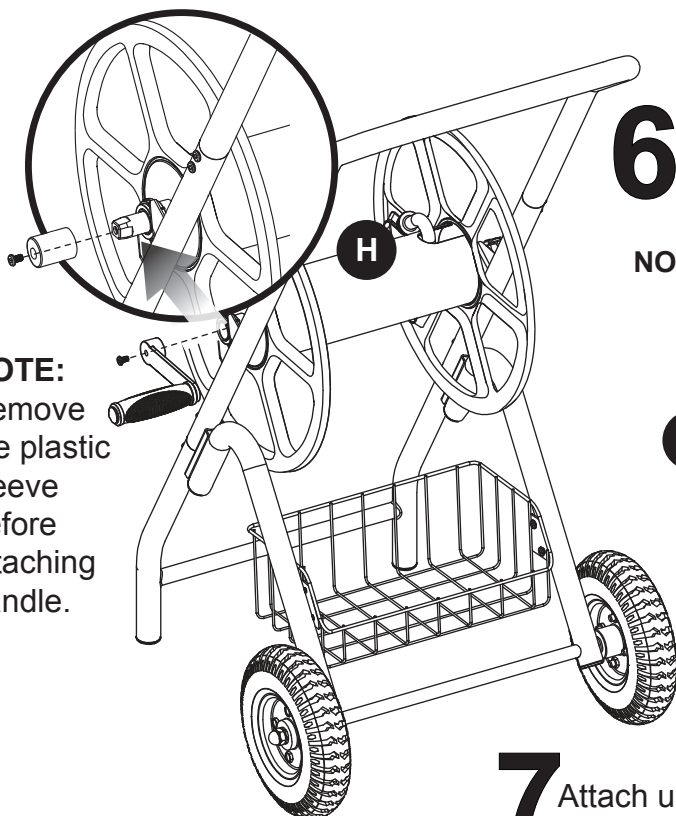
- 5** Attach the Storage Basket (**F**) to the bottom of the Back Legs (**I**) using the interior holes just above the axle. Using (2) M6 x 10 Allen Bolts (**EE**) on each leg tighten using the supplied 4 mm Allen Wrench (**AA**).



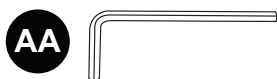
- 6** Attach the Crank Handle (**A**) to the side of the Spool (**H**). Secure with a M6 x 10 Allen Bolt (**EE**) and 4 mm Allen Wrench. (**DD**).

**NOTE:** Remove the plastic sleeve before attaching handle.

**NOTE:** Remove the plastic sleeve before attaching handle.



- 7** Attach up to 60 m (200 ft) of 16 mm (5/8 in) garden hose (sold separately) to the hose connector on the Hose Spool (**H**). Attach the Leader Hose (**E**) to the Brass Swivel on the side of the Spool (**H**) and attach the other end to a water source. Your cart is now ready for use.



Allen wrench (Supplied)

## CARE INSTRUCTIONS

### Rust

Your hose reel cart will give you many seasons of reliable and functional hose storage. As with any steel product, there is always the chance for rust developing over time. Your hose reel cart finish is designed for industrial applications, but even the toughest of coatings can be compromised by scratches. Such minor surface damage can occur in shipping despite our best efforts. We have found that most scratches occur during assembly and/or installation. If the base metal is exposed to the elements long enough, rust will develop. We recommend that you periodically inspect your cart for any surface damage. Scratches can easily be repaired by using standard automotive touch-up body paint. Some of our most loyal customers recommend that at the end of each season, the unit be cleaned and painted with a clear acrylic paint. Two other sources of rust acceleration is exposing the reel to yard fertilizers or leaving your hose reel standing in grass. Be sure to rinse off your hose reel cart after it comes in contact with freshly fertilized grass. Also, try to park your hose reel cart on solid ground. Leaving it standing on top of vegetation promotes condensation on the undercarriage of the unit.

### Leaks

Your hose reel cart is manufactured with the finest quality components available. All components are manufactured to rigorous quality standards not common in other consumer grade hose reels available today. When you install your hose reel, be sure the hose washers are in place and all fittings are secure. **DO NOT OVER TIGHTEN** as you might damage the components. If you live in more temperate climates, be sure to drain the unit of any residual water before storing. **DO NOT EXPOSE THE UNIT TO FREEZING TEMPERATURES** while water remains in the plumbing system.

### Troubleshooting Guide

**Problem: Swivel head is not rotating, causing the leader hose to kink up.**

**Solution: Remove leader hose and turn the square head of the swivel several times; apply lubricant.**

**Problem: Leaking Fixtures (galvanized tee; brass coupling; swivel)**

**Solution: Apply Teflon/Plummer's Tape or/and make sure fixtures are tightened.**

### TIPS

- To help delay rust, check for any scratches on your hose cart. Apply clear acrylic/weatherproof paint to avoid rusting.
- Drain water before storing.
- **DO NOT** drink water from the hose.
- **DO NOT** leave water running though the hose reel cart while not in-use or unsupervised.
- Turn off water after each use.



**WARNING: This product can expose you to lead, which is known to the State of California to cause cancer and birth defects or other reproductive harm. For more information go to [www.P65Warnings.ca.gov](http://www.P65Warnings.ca.gov)**

## TROUBLE SHOOTING GUIDE

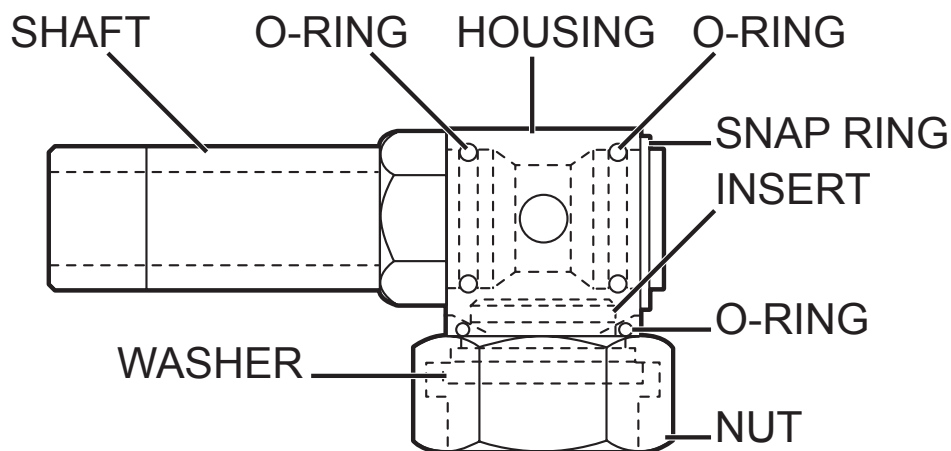
**Problem:** Swivel head is not rotating, causing the leader hose to kink up.

**Solution:** Remove leader hose and turn the square head of the swivel several times; apply lubricant.

**Problem:** Your new Liberty hose reel is leaking at the swivel.

**Solution:** Apply Teflon/Plumber's Tape on the threads or/and make sure fixtures are tightened. It is normal for the swivel to leak slightly until the O-rings are wet and have seated. If the leaking continues, try these steps: **(It is not necessary to return the hose reel)**

1. If the leader hose is attached to the swivel, unscrew the hose and look inside the swivel.
2. Check that the hose washer is inside the nut. You may contact Liberty Garden Products for a new hose washer or obtain one at any hardware store.
3. If your swivel is old, the O-rings may be worn, please contact us for a new set of O-rings.
4. If these steps do not solve your leaking problem, contact Liberty Garden Product's customer service.



**CALL US AT 1-866-820-5805 IF YOU HAVE ANY QUESTIONS  
REGARDING TROUBLESHOOTING AND MAINTENANCE**



# LIBERTY GARDEN PRODUCTS LIMITED WARRANTY

(Effective December 9, 2019)

This limited warranty is applicable to each original end-customer (hereinafter "Customer") purchasing the model the model 302 two-wheel decorative hose reel cart consisting of the structural metal frame and spool (hereinafter the "Structural Frame") and various other non-frame components (hereinafter the "Non-Frame Parts") sold by Liberty Garden Products, Inc. (hereinafter "Company") for Customer's own use and not for resale. The Structural Frame and Non-Frame Parts are collectively referred to herein as the "Products".

## 1. LIMITED WARRANTY; EXCLUSIVE REMEDIES:

**1.1. LIMITED WARRANTY ON PRODUCTS:** Company warrants solely to the original Customer that (a) the Structural Frame will be free from defects in materials and workmanship under normal use for a period of three (3) YEAR(S) from the date of original retail purchase, and (b) the Non-Frame Parts (which consist of the crank handle, swivel and water connections, leader hose and tires), will be free from defects in materials and workmanship under normal use for a period of ONE (1) YEARS from the date of original retail purchase. Notwithstanding the foregoing, the colors and finishes of the Products may vary within a reasonable scope due to unavoidable color variations in different production batches, and such variations shall not constitute a material defect. This limited warranty is limited solely to the original Customer with proof of purchase and is not transferable.

**1.2. THE WARRANTY:** During a covered Product's limited warranty period, Company will, at Company's sole option and discretion, (1) repair the defective component or product without charge or (2) replace the defective component or product without charge.

**1.3.** The foregoing limited warranty is subject to the Customer's proper storage, transportation, handling and use of the Products as the same are defined within Company's then-current published guides and instructions for use and care. The limited warranty does not include defects due to normal wear and tear, abuse or misuse, mishandling, neglect, accident, fire, lightning, sunlight or other natural hazard, delivery or transportation damage, failure to follow applicable directions or instructions, or improper or inadequate cleaning, maintenance, care, repairs, modifications, or use beyond a Product's intended use. Please note that since the Structural Frame is made from steel rust may occur over time. As such, this limited warranty does not include rust or defects due to the same.

**1.4. LIMITED WARRANTY CLAIMS PROCEDURE:** To obtain performance under this limited warranty, Customer shall notify Company in writing (to Liberty Garden Products, Inc., 1161 South Park Drive, Kernersville, NC 27284, Attn: Customer Service / Warranty Department), by email (to [customerservice@libertygardenproducts.com](mailto:customerservice@libertygardenproducts.com)), or by telephone (to (336) 992-3595) with a full description of the defect that is covered by warranty and a copy of the dated proof of purchase of the applicable product. Our warranty is limited to items purchased in new condition from authorized distributors.

- Company shall review each such claim and issue Customer a return merchandise authorization ("RMA") in the event that the described defect or condition merits warranty review as determined by Company. Customers who have been issued a RMA shall, at Company's election, return the covered item to the same physical address listed above for reporting initial claims. Company shall not accept any returned product without a RMA.

- Upon receipt, Company will evaluate the returned product(s) to determine if there is a warranty claim and, if so, how Company wishes to remedy the same. During a covered product's respective limited warranty period, Company will, at Company's sole and absolute option and discretion, (1) repair the defective component or product without charge or (2) replace the defective component or product without charge. Refunds are not available pursuant to this limited warranty.

- Customer is solely responsible for transportation of the covered product(s) to the Company for evaluation (if applicable and requested by Company). In the event that Company determines that a claim under this limited warranty is justified, Company shall be responsible for transportation of the repaired, corrected, replaced or exchanged product back to Customer. Customer shall be solely responsible for the transportation of any product back to Customer if Company determines that a claim under this warranty is not justified.

- Any repaired, corrected, replaced or exchanged Products shall be subject to the Limited Warranty set forth to the duration of the original limited warranty period as set forth in Section 1.1. and not for any extended duration, following their repair, correction, replacement or exchange.

**1.5. IF A COMPANY PRODUCT DOES NOT CONFORM TO THESE LIMITED WARRANTIES, THE PURCHASER'S SOLE AND EXCLUSIVE REMEDY IS, AT COMPANY'S SOLE AND EXCLUSIVE OPTION, THE (1) REPAIR OF ANY DEFECTIVE PRODUCT OR COMPONENT PART OR (2) REPLACEMENT OF ANY DEFECTIVE PRODUCT OR COMPONENT PART. THE LIMITED WARRANTY AND REMEDIES SET FORTH ABOVE ARE EXCLUSIVE AND MADE IN LIEU OF ALL OTHER WARRANTIES, REMEDIES, RIGHTS OR CONDITIONS, WHETHER ORAL OR WRITTEN, EXPRESS OR IMPLIED, EITHER IN FACT OR BY OPERATION OF LAW, STATUTORY OR OTHERWISE, INCLUDING THE IMPLIED WARRANTIES OF MERCHANTABILITY AND FITNESS FOR A PARTICULAR PURPOSE. COMPANY SPECIFICALLY DISCLAIMS, WITHOUT LIMITATION, ANY AND ALL OTHER WARRANTIES, EXPRESS OR IMPLIED, OF ANY KIND. IF COMPANY CANNOT LAWFULLY DISCLAIM IMPLIED WARRANTIES UNDER THIS LIMITED WARRANTY, ALL SUCH WARRANTIES, INCLUDING THE IMPLIED WARRANTIES OF MERCHANTABILITY AND FITNESS FOR A PARTICULAR PURPOSE, ARE LIMITED IN DURATION TO THE DURATION OF THIS LIMITED WARRANTY.** The Company does not assume or authorize any person to assume for them any other liability in connection with the Products.

## LIBERTY GARDEN PRODUCTS LIMITED WARRANTY CONTINUED

### 2. EXCLUSION AND LIMITATION OF LIABILITY:

**IN NO EVENT, WHETHER BASED ON CONTRACT OR TORT OR OTHER LEGAL THEORY, SHALL COMPANY BE LIABLE FOR ANY INDIRECT, INCIDENTAL, PUNITIVE, SPECIAL OR CONSEQUENTIAL DAMAGES, INCLUDING BUT NOT LIMITED TO, DAMAGES TO OTHER PROPERTY, INCONVENIENCE, DAMAGES FOR LOSS OF PROFITS, REVENUE, GOODWILL OR USE, INCURRED BY CUSTOMER OR ANY THIRD PARTY, WHETHER IN AN ACTION IN CONTRACT, TORT, STRICT LIABILITY, OR IMPOSED BY STATUTE, OR OTHERWISE, EVEN IF ADVISED OF THE POSSIBILITY OF SUCH DAMAGES.** Some states do not allow the exclusion or limitation of incidental or consequential damages or exclusions or limitations on the duration of implied warranties or conditions, so the above limitations or exclusions may not apply to Customer. In jurisdictions that limit the scope of or preclude limitations or exclusion of remedies or damages, or of liability, such as liability for gross negligence or willful misconduct or do not allow implied warranties to be excluded, the limitation or exclusion of warranties, remedies, damages or liability set forth above are intended to apply to the maximum extent permitted by applicable law. This limited warranty gives the Customer specific legal rights, and the Customer may also have other rights that vary by state, country or other jurisdiction.

### 3. SEVERABILITY:

If any provision of this limited warranty is held to be illegal, invalid or otherwise unenforceable, such provision will be enforced to the extent possible consistent with its stated intention, or, if incapable of such enforcement, will be deemed to be severed and deleted from this limited warranty, while the remainder of the terms of this limited warranty will continue in full force and effect.

### 4. DISPUTE RESOLUTION:

This Liberty Garden Products, Inc. Limited Warranty shall be governed by and construed in accordance with the laws of the State of North Carolina, without regard to its principles of conflicts of law. The parties acknowledge the exclusive jurisdiction of the federal and state courts of the State of North Carolina. Any claims or disputes under this Liberty Garden Products, Inc. Limited Warranty shall be heard exclusively in any state or federal courts sitting in Guilford County, North Carolina, and both parties expressly consent to the personal jurisdiction and venue of the North Carolina state and federal courts for such actions.



"Liberty" is a registered trademark of Liberty Garden Products, Inc. Kernersville, NC. All Rights Reserved 2019

Updated 12/9/2019