



POWER SERIES

Power .75HP

Submittal Sheet

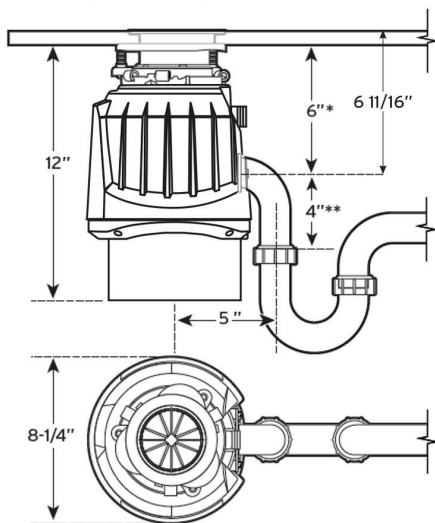
This model offers the following features and benefits:

- 3/4 HP long-lasting, Dura-Drive® Induction motor
- Reduced Sound featuring a reduced noise level over a standard disposal
- Power Grind for tough food scraps
- 2-Stage MultiGrind® Technology: Finer grind designed to prevent clogs
- EZ Connect Disposal easily connects to a hardwire connection or outlet
- Removable Dishwasher Safe Baffle
- Safe for use with properly maintained septic tanks
- EZ Connect Cord Sold Separately

Specifications

Type of Feed	Continuous
On/Off Control	Wall Switch
Motor	Single Phase
HP	3/4
Volts	120
HZ	60
RPM	1725
Amp. (Avg. Load)	9.5
Time Rating	Intermittent
Lubrication	Permanently Lubricated Upper & Lower Bearings
Shipping Weight (Approx.)	17.9 lb.
Overall Height	12"
Motor Protection	Automatic Reset
Average Water Usage	Approx. 1 Gallon per Person Per Day
Average Electrical Usage	3-4 KWH per Year
Drain Connection	1-1/2" Cushioned Slip Joint
Dishwasher Drain Connection	Yes

Dimensions



Sample Specification

Food Waste Disposer(s) shall be InSinkErator Power .75HP continuous feed, with 3/4 HP. motor, stainless steel grinding elements with two stainless steel 360° swivel lugs. Exclusive self-service wrench.

Warranty

6-Year *We Come to You*® Limited In Home Warranty

* The complete InSinkErator warranty is included in the Care & Use Booklet packed with each unit.



Food waste is roughly 80% water. By using your disposal regularly, you can help divert food waste from landfills and reduce greenhouse gas emissions. Make sustainability a family affair by using your disposal. After all, the smallest changes can make the biggest impact.

Job Specifications



1-800-558-5700
www.insinkerator.com



Food Waste Disposers

Accessories

STS-OOSN

SinkTop Switch™ Dual Outlet

Convenient Alternative to a Wall Switch.

The stylish SinkTop Switch is air-activated and easily mounts to the sink or countertop. It is perfect for island installations and works with any disposer.

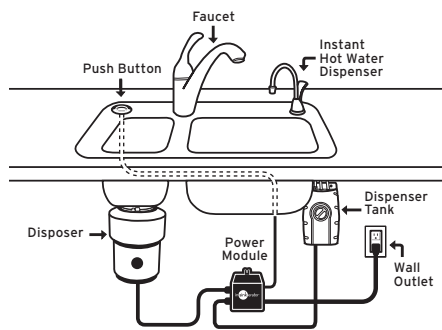


Submittal Sheet

- Air-activated
- Mounts easily to sink or countertop
- Available in dual and single-outlet design
- For use with all InSinkErator disposers
- The unique dual-outlet design makes it a great power source for a hot water dispenser
- Finishes available to match most decors
- **Available in these designer finishes:** Satin Nickel, Chrome*, White*, Gloss Black*, Biscuit*, Mocha Bronze*, Oil-Rubbed Bronze*, Matte Black*, French Gold*, Brushed Bronze*, Classic Oil-Rubbed Bronze*, and Polished Nickel* (*Special Order Finish)

Specifications

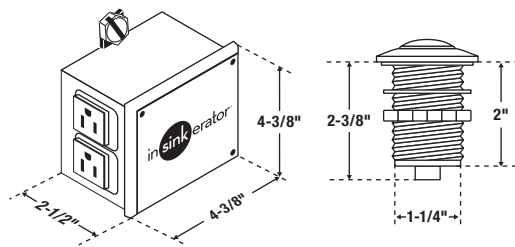
Kit Includes:	<ul style="list-style-type: none"> • Power module with cord • 6-foot-long air tube • Button: Satin Nickel • Mounting Hardware: 2 1" #8 screws and 2 anchors
Power Cord Length	33"
Required Hole Diameter	1-1/4"
Counter Thickness	2"




Warranty:

One Year over-the-counter replacement warranty.

Dimensions



Job Specifications



USA
1-800-558-5700
www.insinkerator.com

Canada
1-800-558-5700
www.insinkerator.ca

InSinkErator may make improvements and/or changes in the specifications at any time, in its sole discretion, without notice or obligation and further reserves the right to change or discontinue models.

© 2018 InSinkErator, InSinkErator® is a business unit of Emerson Electric Co. All Rights Reserved.