

**How To Guide  
for Buying and Hanging  
Drapery Panels**

# Measuring Tips

Before purchasing your window treatments you will want to decide how you want them to hang. They may hang on the inside or the outside of the window. To measure you will need a pencil, steel measuring tape and paper.



**Measure here for the width  
inside the frame**

**Measure here for the width  
outside the frame**

**Measure here for the height  
of the window**

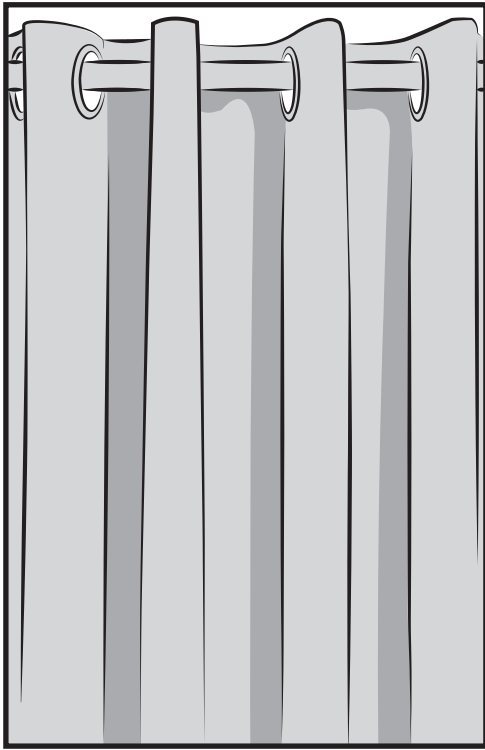
- Hardware will generally extend 4 in. beyond the window frame (2" in. on either side)
- A curtain rods length doesn't include the decorative finial.
- While many curtain rods are expandable, wooden poles come in standard lengths of 4 ft., 6 ft. and 8 ft. and may be customized.
- For a full look, plan on two to four times the fabric width to the width of your window.

For Panels the height includes the tip of the tab or ring to the bottom of the panel

- Panels are ususally hung 4 in. above the window frame (commonly 96 in.)
- Shorter panels are meant to hang 4 in. below the window sill. (commonly 63 in.)
- You'll typically want to use an even number of panels (four per window creates a full, gathered look.)


For Windows Measuring	
Width	You will need
Up to 29"	1 Panel
30" - 39"	2 Panels
40" - 48"	2 - 3 Panels
49" - 72"	3 - 4 Panels
73" - 96"	4 - 5 Panels
97" - 120"	5 - 6 Panels
121" - 144"	6 - 7 Panels

# Panel Styles




## Grommet

Allows panel to open and close easily across the rod.



## Pole Pocket

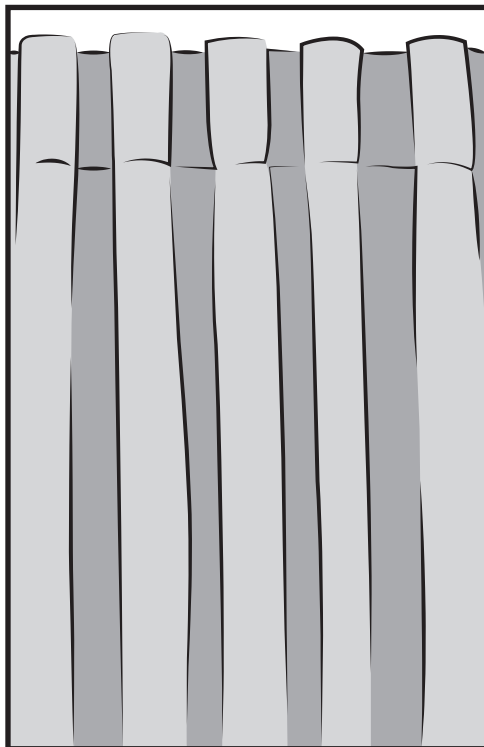
A gathered effect. Panels usually remain in this position. Pocket is generally 3 in.



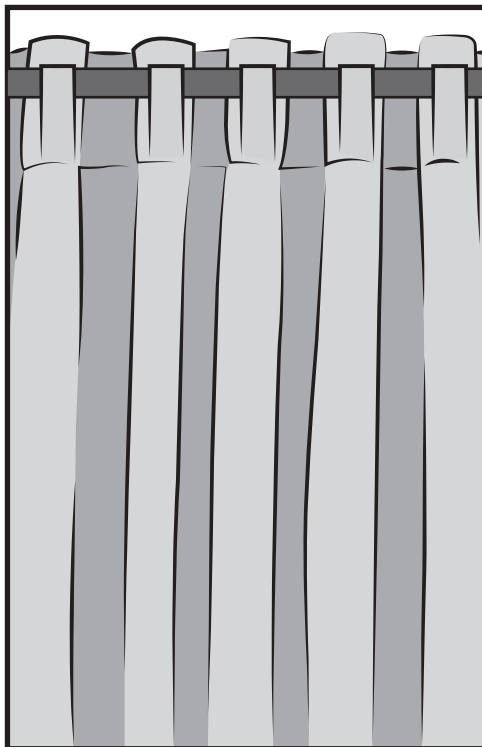
## Rod Pocket

A gathered effect. Panels usually remain in this position. Pocket is generally 1.5 - 2 in. The small header above rod is 1- 1.5 in.

## Front View

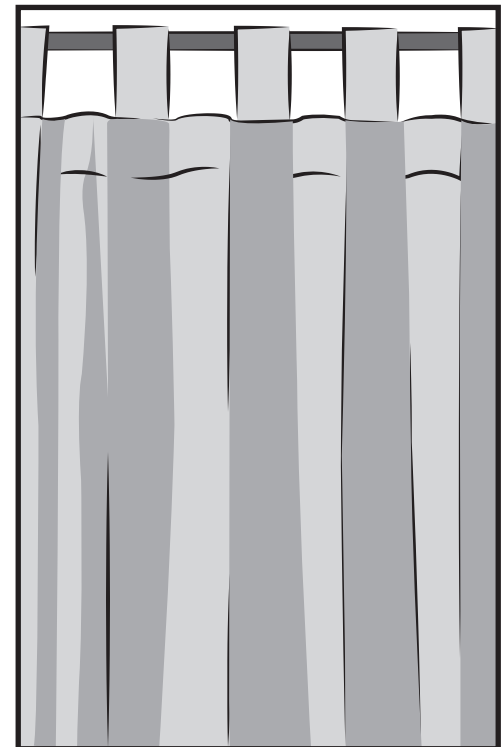


## Back View



## Back Tab

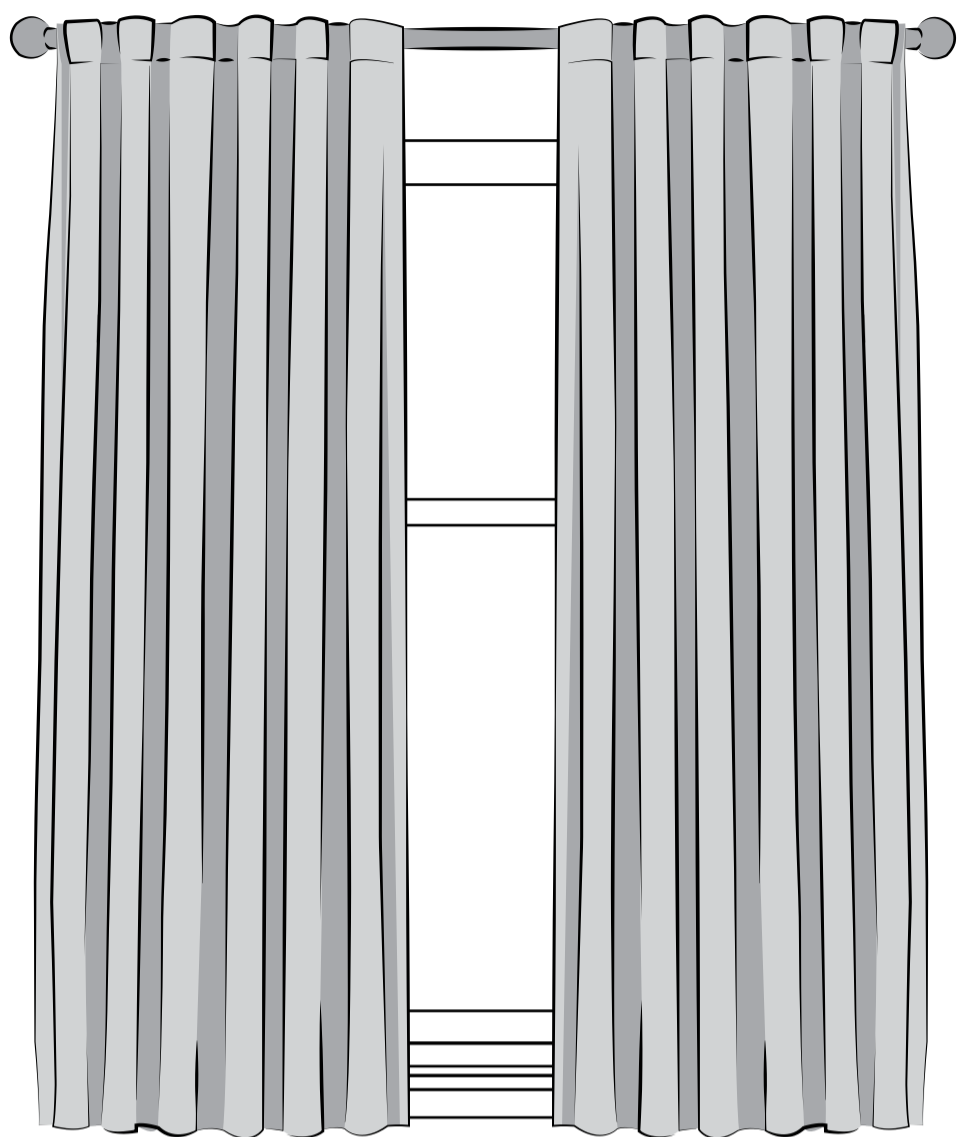
Rounded fold style. Panel slides onto rod through tabs on back of panel. Panels can be easily opened and closed. Also has a 3 in. pocket that can be used as a pole pocket.



## Tab Top

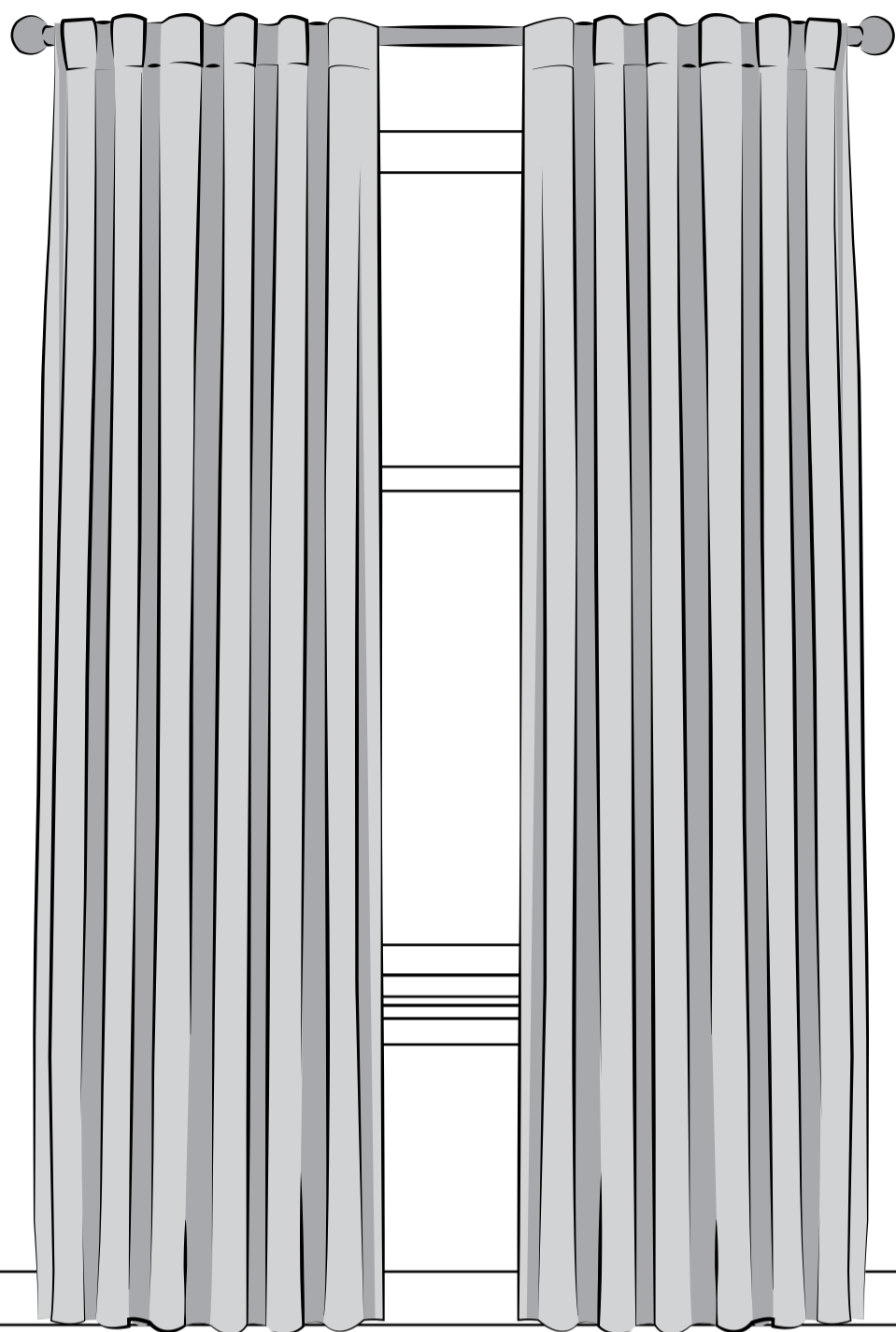
Rod slides through 4 in. tabs that show the rod. Panels can be easily opened and closed.

# Panel Lengths



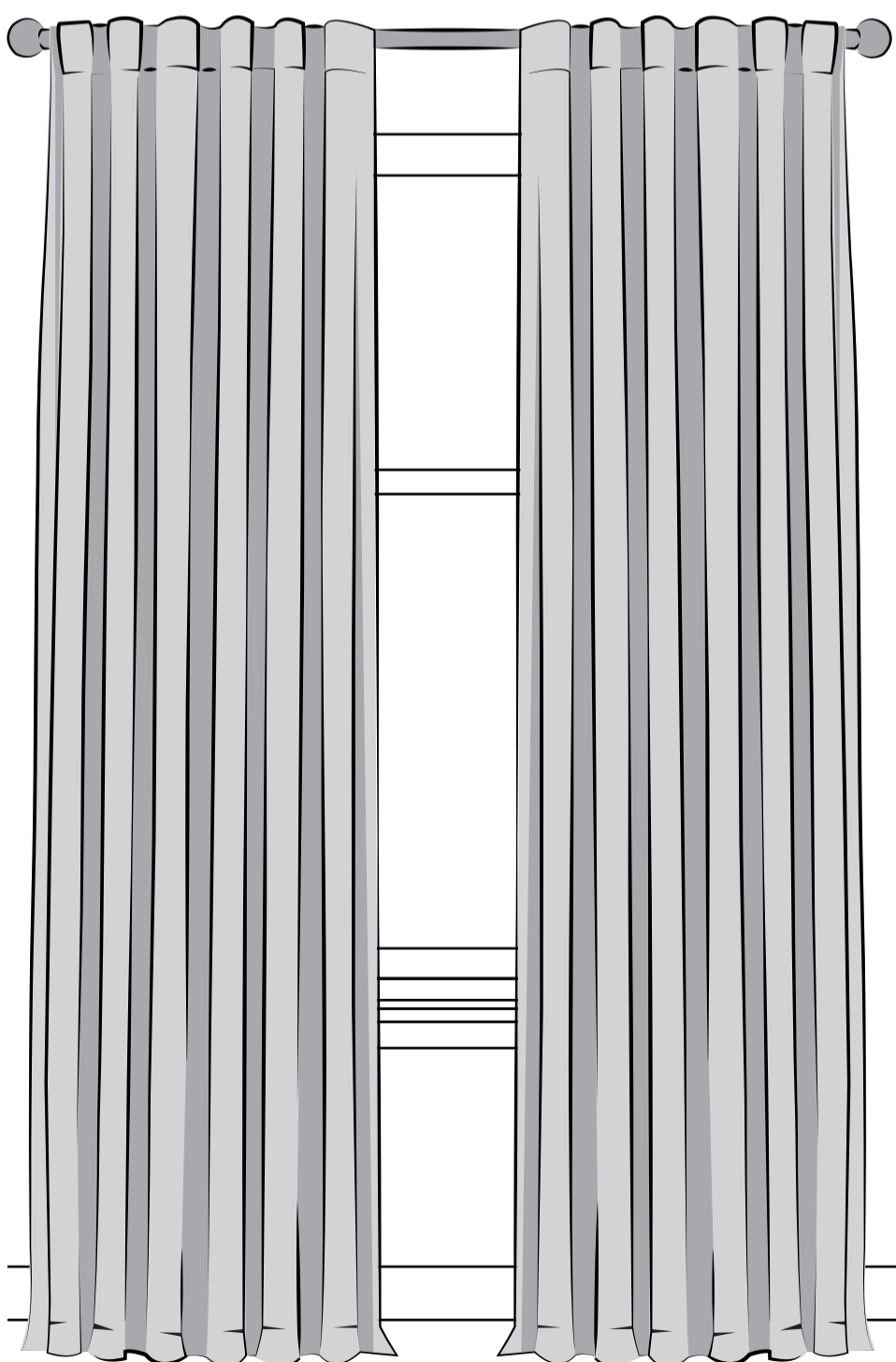
## 63 in. Length

Panels fall just below the window sill




## 84 in. Length

Panels hang to about 1/2 in. off the floor



## 95 in. Length

Can be used for taller windows or for a gentle break on the floor with standard height windows



## 108 in. Length

Used for taller windows or for puddling on floor for standard height windows