



Meet Nest Protect.

When Nest Protect has something to say, it uses words and colors instead of just beeping.

Watch our video to see how it all comes together: nest.com/protect

Light ring



Blue: You're setting up or testing Nest Protect.



Green: Everything's OK.



White: Nest Protect is lighting your way.



Yellow: This is a smoke or CO warning before an emergency. If it glows yellow when you turn out the lights, one of your Nest Protects needs your attention.



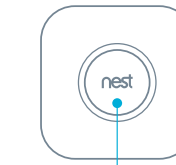
Red: There's a smoke or CO emergency.

Speaker

Tells you what's wrong in a human voice.

Horn

Alerts you with a loud sound.



Nest button

Press it once to quiet the alarm or twice to run a test.



Meet the Nest app.

Know from anywhere

Nest Protect will send you an alert when something's wrong. You can also take a look at the battery and sensor status at any time.

Alerts include:

- Emergency Alarms
- Heads-Up alerts
- Low-battery
- Sensor issue

Quiet things down

If you're home and there's a false alarm, you can use the app to hush your Nest Protect.

Emergency contact


Add a phone number that will pop-up if something goes wrong.

Safety History


From the alarm going off to Pathlight turning on, you'll see what's happened over the last 10 days.

What to do

Learn about the symptoms of carbon monoxide (CO) poisoning and how to stay safe if there's a fire.



There for you.




Get started

Set up and test

Nest Protect glows blue during setup and testing. Use the Nest app to tell each Nest Protect where it will be. The app is available for both iOS and Android.

Once your alarms are set up and installed, run a manual test by pressing the Nest button twice. All the alarms in your home will test themselves and let you know everything's working well.




Know you're safe

Nightly Promise

Nest Protect constantly checks its sensors and batteries. When you turn off the lights for the night, look for a quick green glow – that means it's working. Sweet dreams.


If it glows yellow when you turn out the lights, Nest Protect has a message for you. Just push the Nest button or open the app to see what's wrong. The batteries may be low, Wi-Fi might have gone down or a sensor may not be working.



A light in the dark

Pathlight

When it's dark, Nest Protect lights your way as you walk underneath it. To see how often Pathlight is turning on, check the Nest app. If your Nest Protect is wired, you can set Pathlight to Always On and it will glow whenever the room is dark.



An early warning

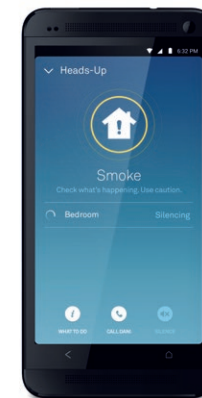
Thinks before it speaks

Nest Protect gives you a friendly Heads-Up before it sounds the alarm. The light ring pulses yellow and it calmly tells you what the danger is and where it is.

“Heads-Up. There's smoke downstairs.”


They talk to each other

If one Nest Protect senses danger, every Nest Protect in the house speaks up. So the Nest Protect in the bedroom can tell you if there's smoke in the living room.



Quiet it down

Simply press the Nest button or use the app to silence Nest Protect. Hushing the Nest Protect that detected the problem will also hush the others.



A clear voice in an emergency

Emergency Alarms

When smoke or CO reaches dangerous levels, all of your Nest Protects tell you where the emergency is, pulse red and make a loud sound.

“Emergency. There's carbon monoxide in the living room.”

Know what happened

Safety History

It's hard to remember what happens in an emergency. So Nest Protect does it for you. The Nest app shows you the last 10 days worth of Heads-Up alerts and Emergency Alarms. You'll see when an alert happened and why. You'll also see peak CO levels so you know how serious things were.

