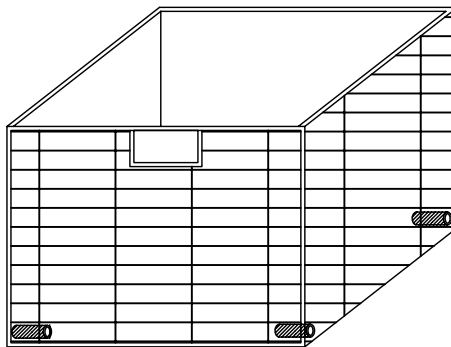


HOME DECORATORS COLLECTION

INV# 24141
SK17013B-SG BASKET 9"Hx12"Wx15"D
ASSEMBLY INSTRUCTIONS

Made In China



Thank you for purchasing this quality product. Be sure to check all packing material carefully for small parts, which may have come loose inside the carton during shipment. Count all parts and material hardware, then compare with parts list to be sure all parts are present. If any parts are missing or damaged, please contact our Customer Service Department for efficient and speedy service. Please indicate the model number and code letter of part(s) needed.

IMPORTANT NOTE: Follow instructions listed below in proper sequence as numbered to assure fast, easy and correct assembly.

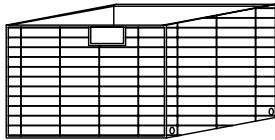
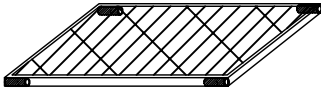


PARTS LIST		
A  BASKET BODY -1PC	B  BASKET BOTTOM -1PC	a  BOLT -4PCS b  ALLEN WRENCH -1PC

FIG 1

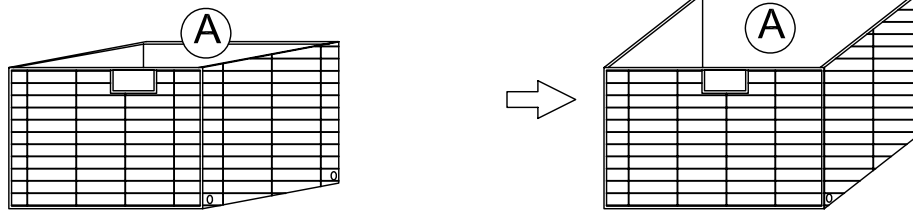


FIG 2

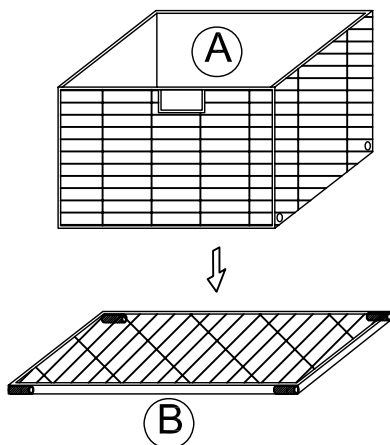
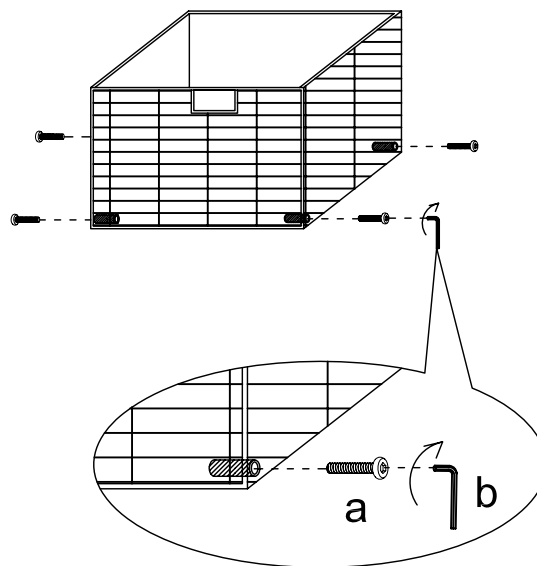


FIG 3



- ATTACH THE BASKET BOTTOM(B) TO THE BASKET BODY(A) AS SHOWN,TIGHTEN BOLT(a) BY HAND FIRST TO ENSURE ALIGNED,THEN TIGHTEN FULLY WITH ALLEN WRENCH (b).