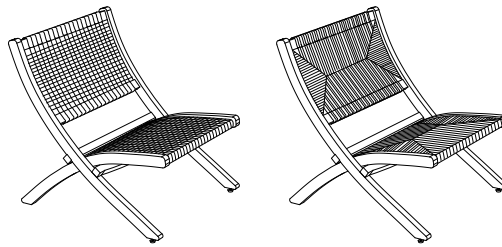




USER'S MANUAL

GRASSE SERIES

FOLDING WOVEN CHAIR



Guide of Manual

- ★ Thanks for your choice. **We will do our best to provide customer service for everyone.**
- ★ Please check to make sure all parts are included as stated when you unpack. If there are parts missing or wrong, please contact us, **we will expeditiously provide reissue accessories, compensation or other services.**
- ★ Instruction should be read carefully. But the manual may not cover every detail of all possible situations and steps. **Please contact us if further information and help are needed. We will respond in a timely manner.**

Warning

- It's kindly advised to assemble this product on a carpeted floor to protect it from being scratched.
- Small parts are included. Please keep the product away from children while assembling. Do not let children play or jump on the product. Do not stand on the item or use as a step ladder.
- Please pay attention to the sharp corners during assembly. We recommend the use of gloves to prevent the undesired injury.
- Prior to use, please check to see if there's any loosening screw or part. Make sure that each screw and part is correctly installed and securely fastened.
- It's unnecessary to use electric drill. Please at a low gear if you need.

Care and Maintenance

- Use a soft, clean cloth that will not scratch the surface when dusting.
- There's no need to use furniture polish. If you need, test it first in an inconspicuous area. Using solvents of any kind on your furniture may damage the finish. Never use water to clean your furniture as it may cause damage to the finish.
- Liquid spills should be removed immediately. Gently blot the spill with a soft clean cloth to avoid rubbing.

Further advice about the furniture care

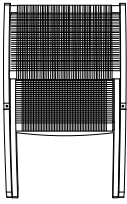



- It is best to keep your furniture in a climate-controlled environment.
- We recommend to keep furniture from sunlight exposure to avoid possible surface damage.
- Following these important and helpful tips will help retain your furniture's performance even when it ages.
- Periodically (every 90 days) make sure the screws are fully tightened.

! MAX WEIGHT CAPACITY: 250LBS
DO NOT STAND ON THE ITEM

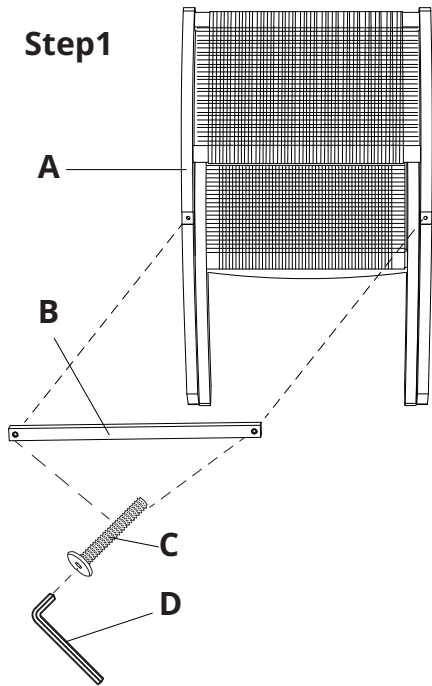
Frame:Rubber Wood Material:Paper Rope

Parts List & Assembly Instruction

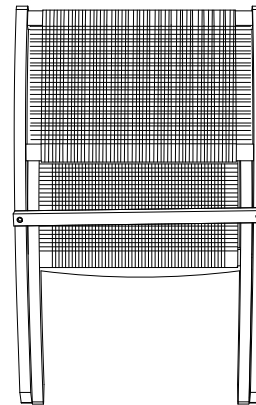
1. Make sure all parts are in the package.
2. Do not tighten all bolts until they have been installed in corresponding locations.
3. "+" in below list indicates that additional pieces are replacement parts.

A×1 Chair 	B×1 Support bar 	C×2+1 Bolts M8×40mm 	D×1 Allen wrench 
--	--	---	---

Step1



Step2



Step3

You can adjust leveling feet to balance.

