



## Features:


- Professional industrial-strength tool. Repairable; not a disposable.
- Comes with 1,000-piece staple sampler pack
- Quick jam clearing – no tool required
- Easy access to staple track
- Wide trip lever with smooth, rolled edge
- Precision machined raceway
- Holds 168 Staples
- Strong band spring

## Applications:


Roofing



Insulation



House Wrap



Carpet Pad


## Staple Loading

- 1) Use only DUO-FAST® 5008 or 5010 staples.
- 2) Lift the handle lid.
- 3) Pull the feed spring back and disengage from pusher.
- 4) Remove pusher from tool.
- 5) Slide two strips of staples onto the rail through the back of the tool.
- 6) Replace pusher and engage spring onto hook.





## Jam Clearing

- 1) Disengage feeder spring, remove pusher and all staples.
- 2) Pull up on round head pin and swing trip lever out of the way.
- 3) Unhook the front jaw by releasing spring wire form.
- 4) Slip the front jaw off of the tool. Clear any jammed staples.
- 5) Reverse this process to reassemble the tool. If tool continues to jam, discontinue use.



Note: Remove pusher and staples first.




Jam Clearing:

The ability to remove a staple that gets jammed in the raceway.

DUO-FAST® HT-550:

The front jaw of the tool can be removed to clear the jammed staple. Can be done easily on the job site by releasing a spring, sliding off the front jaw, clearing the staple, and replacing the jaw. No tool required.



## Access to Staple Track

Allows the user to see how many staples are remaining in the tool, plus makes cleaning the track easier.

Duo-Fast HT550:

Simply lift the lid on the handle.



## Trip Lever:

The portion of the hammer tacker that converts the tools downward motion into a staple being driven by the blade.

## Duo-Fast HT-550

A wide, rolled-edge trip lever design to keep from tearing roofing paper and house wrap.



Trip Lever

Raceway:

The channel the staple travels through when being pushed by the driver blade. The sloppier the raceway, the greater likelihood of jams.

DUO-FAST<sup>®</sup> HT-550:

Created by precision grinding operations on the front and back-channel faces to very tight tolerances.

