




ORIGINAL LADDER TOSS

INSTRUCTION MANUAL



PLEASE KEEP THIS INSTRUCTION MANUAL FOR FUTURE REFERENCE

If you have any concerns with your product please visit our website www.escaladesports.com for fastest service. Please have a copy of your receipt of purchase. For any technical support or warranty issues please contact Escalade Sports at 1-800-467-1421 or e-mail us at customerservice@escaladesports.com

Limited 90-Day Escalade Sports Warranty

All Escalade Sports games have a limited 90-day from date of purchase warranty. This warrants the retail purchaser for any Escalade Sports game purchased to be free from any defect in materials and construction for 90 days from the date of purchase. The only exceptions to the warranty include main frames, tabletops, playing surfaces, batteries or tools. Damaged main frames, tabletops, playing surfaces need to be returned to the store as we are unable to replace these parts. Normal play wear and usage is not covered under the warranty, nor is wear or damage due to improper use of the Escalade Sports game. This will void any and all Escalade Sports warranties.

A PURCHASE RECEIPT (or other proof of purchase date) will be required before any warranty service is initiated. All requests for warranty service can be submitted by email, in writing or by contacting our Customer Service Department at: 1-800-467-1421 or email us at customerservice@escaladesports.com

IMPORTANT NOTICE! Please contact us before returning the product to the store.

Warnings



Not for use by children without adult supervision. This is not a child's toy. Adult supervision is required for children playing this game. Please read instructions carefully.

Be sure to check out all the exciting games Escalade Sports has to offer. Visit our web site at:

ESCALADE
SPORTS

ESCALADESPORTS.COM



Bag Toss



Net Games



Lawn Games

Escalade Sports

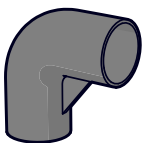
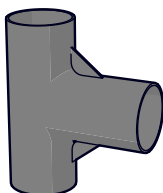
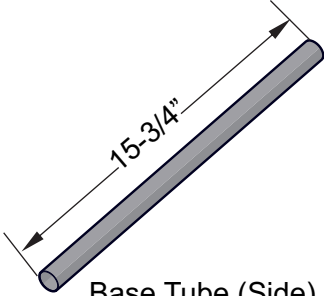
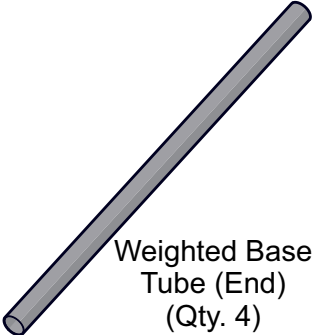

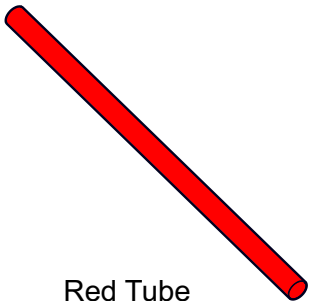
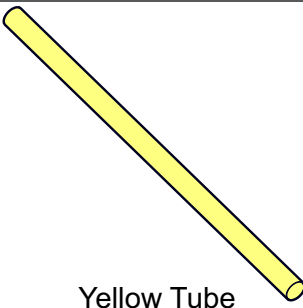
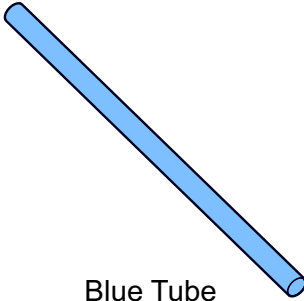

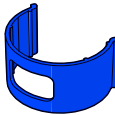


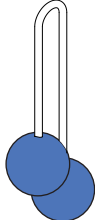
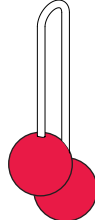
Physical Location:

817 Maxwell Ave.
Evansville, IN 47711

Mailing Address: (Correspondence Only)

PO Box 889
Evansville, IN 47706

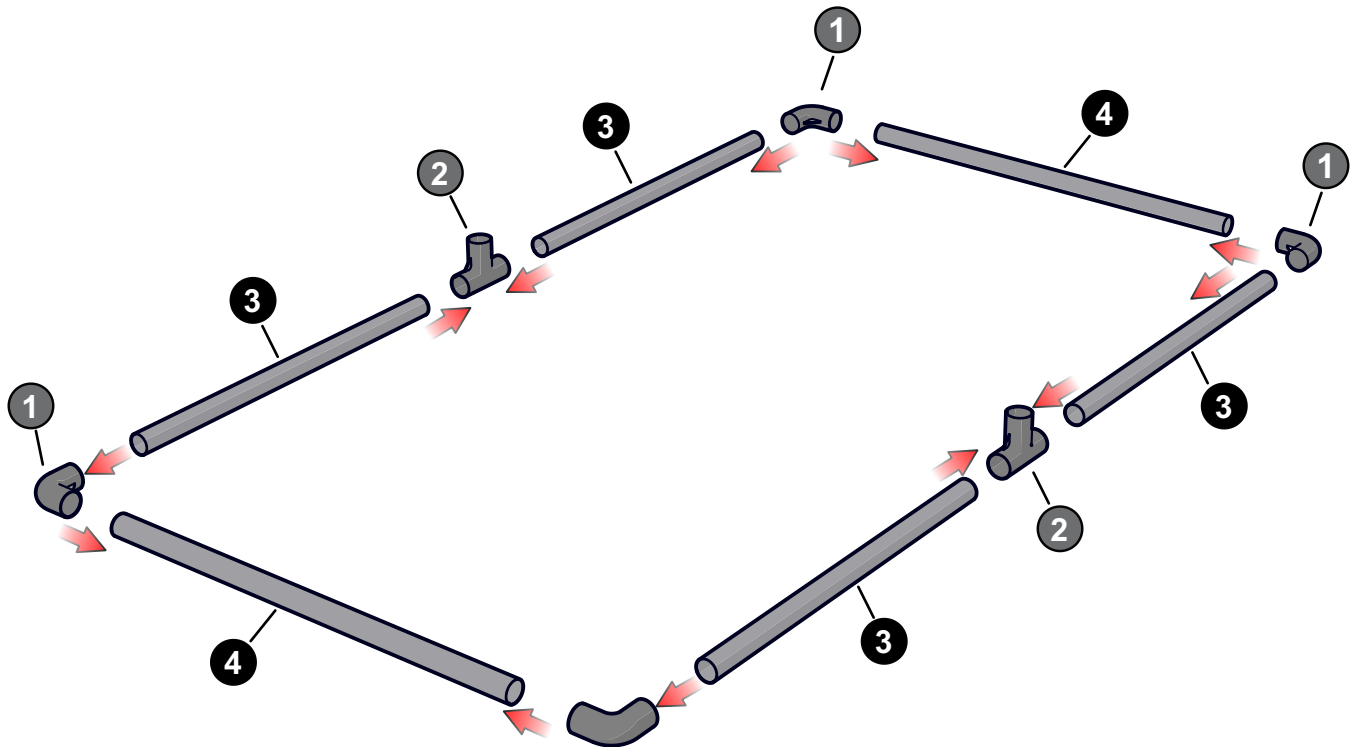
Parts List

<p>1</p>  <p>Elbow Joint (Qty. 12)</p>	<p>2</p>  <p>T-Joint (Qty. 12)</p>	<p>3</p>  <p>Base Tube (Side) (Qty. 8)</p>	<p>4</p>  <p>Weighted Base Tube (End) (Qty. 4)</p>
<p>5</p>  <p>Vertical Post Tube (Qty. 10)</p>	<p>6</p>  <p>Red Tube (Qty. 2)</p>	<p>7</p>  <p>Yellow Tube (Qty. 2)</p>	<p>8</p>  <p>Blue Tube (Qty. 2)</p>
<p>9</p>  <p>Tube with Scoring numbers (Qty. 2)</p>	<p>10</p>  <p>Slide Scorer - Blue (Qty. 1)</p>	<p>11</p>  <p>Slide Scorer - Red (Qty. 1)</p>	<p>12</p>  <p>Carry Bag (Qty. 1)</p>
<p>13</p>  <p>Blue Bolas (Qty. 3)</p>	<p>14</p>  <p>Red Bolas (Qty. 3)</p>		

Assembly Instructions

NOTE: Sort parts before starting assembly.

1. Put together the base section as shown below.

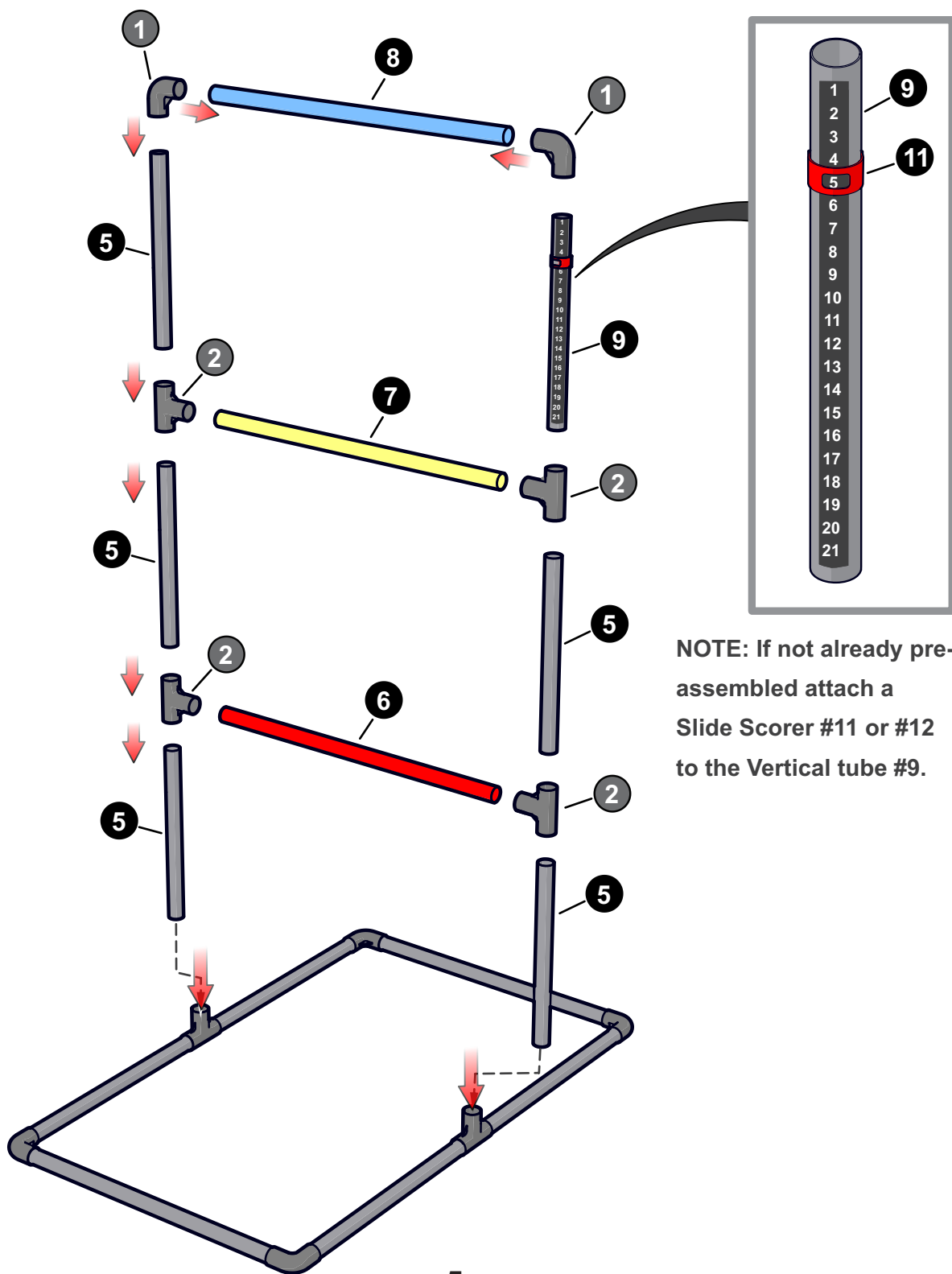


NOTE:

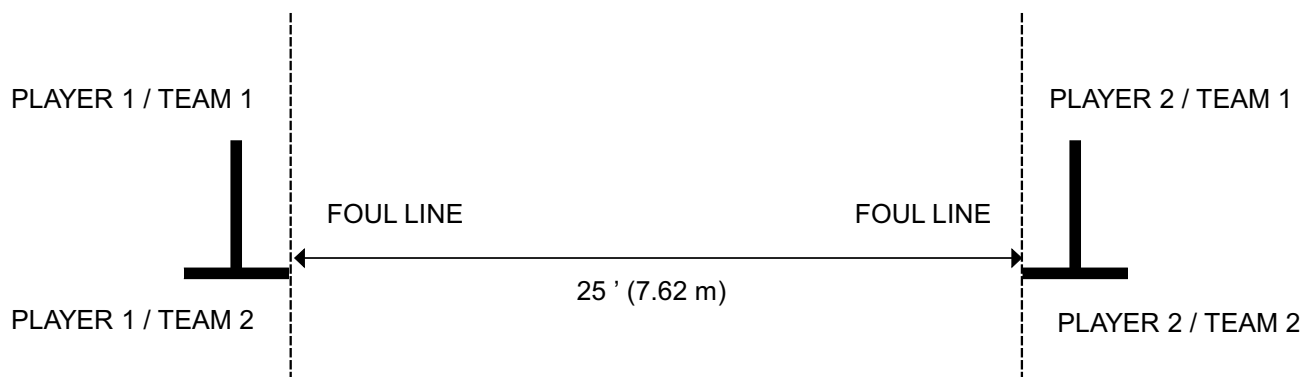
Please see parts list on the previous page for identification of above parts.

Assembly Instructions

2. Assemble the ladder section from the bottom up as shown below.
Repeats steps 1 & 2 to build a second ladder toss.



Playing Instructions



GAME SETUP:

1. Playing Area – Select an open area that provides approximately 25 ft. (7.62 m) --approx. ten paces apart--between the two foul lines (front of the Ladder Ball frames). Allow children to set the distance with their own stride. The width of the court depends on the skill level of the players.
2. Play is between two players or teams. One member from each team will stand next to each ladder. Players will want to make sure to stand away from the ladder when not tossing the bolos.

RULES OF THE GAME:

- Object of the Game – To “out-toss” your opponents by wrapping your bolos around the scoring rungs. First Player/Team to reach 21 points wins!
- Game Play - For the first round, decide Player 1 and/or Team 1 by tossing a coin, or some other suitable method. For following rounds, the team scoring the highest points in the previous round is the first to toss in the next round.
- Each round consists of one person (either Player 1 or Player 1/Team 1) tossing bolos. Play continues alternating Player/Team until each player has had one bolo toss.
- Bolos may be tossed in any way the player chooses, as long as they are tossed individually.
- Players must not step across the foul line (front edge of the Ladder Ball Frame) during a throw, or the results of that throw will be reversed (other bolos that were moved will be restored to their position before that throw).
- Scoring - Points accumulate with each bolo landing on a rung. Bolos may wrap around another bolo with both bolos scoring. If that second bolo has one ball on either side of the next rung down, it scores points from both rungs. A cord may also wrap around a vertical bar between rungs.
- Point Values (based on difficulty level) are as follows:
 - Top Rung (Blue) = 3 Points
 - Middle Rung (Green) = 2 Points
 - Bottom Rung (Yellow) = 1 Point
- No Score - bolos that miss the ladder or bounce off the ground do not count in scoring.
- To Win – There are alternatives for declaring a winner: 1) the winning team must lead by at least two points; or 2) requiring an exact score to win. If a round's score would put a team over twenty-one, that round's score is not used.