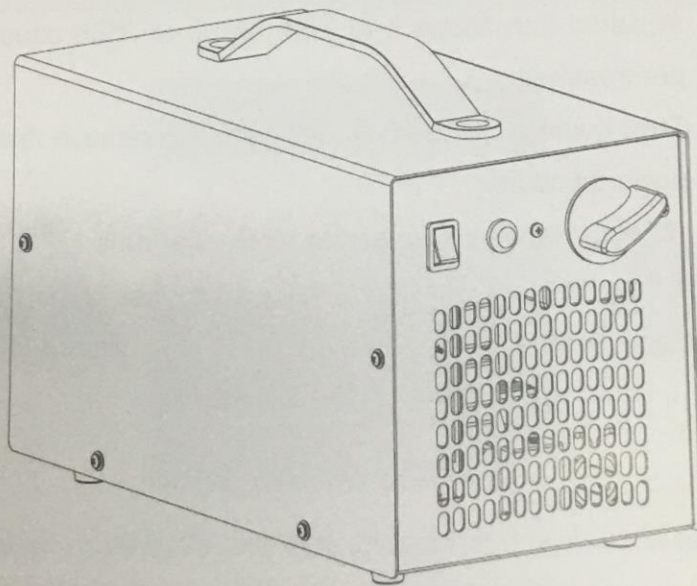


***New Comfort  
SS-7000***

***Commercial Air Purifier***



***OWNER'S MANUAL***



Please read all of the information provided in this owner's manual before operating your new Commercial Air purifier.

### **Features of the SS-7000 Air Purifier:**

- Designed for the toughest of jobs with all Stainless Steel construction.
- Hi / Low mode allows you to choose 12000 mg/hr of odor cleaning or 6000 mg/hr. Depending on the size or type of the job you can choose which mode is best for you.
- Indicator light tells you when unit is running.
- Powerful Fan allows it to work on up to 3500 square feet per treatment.
- This commercial unit is designed to remove the most powerful odors.
- UV bulb cleans the air as the Air Purifier runs.
- 3 Year Factory warranty. Designed to last in the toughest cleaning jobs.

## **WARNING**

**This air unit is not a medical device. Do not stop or alter any medical therapy programs or medications without the advice of your physician. Excessive ozone concentrations may cause mucous membrane or respiratory irritation.**

	<b>CAUTION</b>	
	<b>RISK OF ELECTRICAL SHOCK DO NOT OPEN</b>	
	<b>ATTENTION</b>	

**CAUTION: TO REDUCE THE RISK OF ELECTRICAL SHOCK, DO NOT REMOVE COVER. NO USER SERVICEABLE PARTS INSIDE. REFER SERVICING TO QUALIFIED SERVICE PERSONNEL.**

This "bolt of lightning" indicates that uninsulated material within your unit may cause an electrical shock. For the safety of everyone, do not remove product covering.

Read ALL instructions carefully before using this product.

### FOR YOUR RECORDS

Please record the model and serial number below, for easy reference, in case of loss or theft. These numbers are located on the back panel of your air purification unit. Space is also provided for other relevant information.

Model Number \_\_\_\_\_

Serial Number \_\_\_\_\_

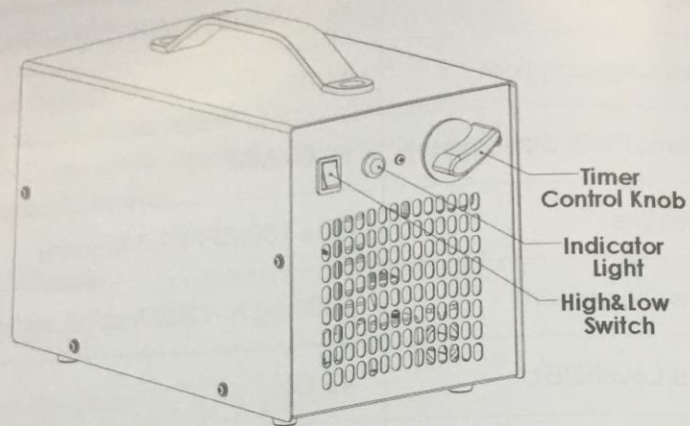
Date of Purchase \_\_\_\_\_

Purchased From \_\_\_\_\_

## SPECIFICATIONS

Model:	SS-7000
Rated Voltage:	USA/Japan AC 100-120V/60Hz
Power Consumption:	100W
Ceramic Plate Size(2plate):	90X50MM
Air Volume:	Max 100 CFM(2.8 M <sup>3</sup> /min)
Active Oxygen(on) :	6000mg/h -12000mg/h(Low/High)
Sound Level(DB):	45 Db.
Product size(mm):	W6xH9xD13 IN
Weight:	6.4 Lbs

## Operating the Commercial Purifier (Front View)



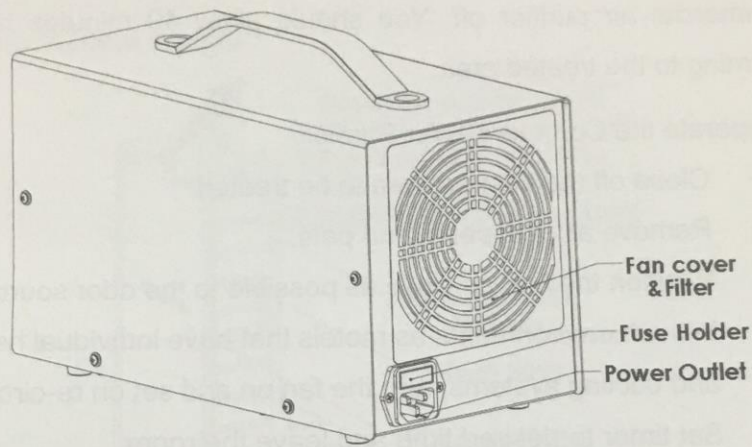
PART	FUNCTION
------	----------

<b>Timer Control Knob</b>	Turn clockwise to set the timer for timed operation up to two hours.
---------------------------	--

<b>Indicator Light</b>	Illuminates when unit is in operation.
------------------------	--

<b>High-low Switch</b>	Ozone high (12000 mg) and low (6000 mg) change-over switch
------------------------	--

(Back View)



PART	FUNCTION
------	----------

**Fuse Holder**

Houses removable fuse.  
(Spare fuse included, 0.79 inch in length)

**Power Cord**

100~120 Volt grounded cord (unless otherwise).

## OPERATION

The Commercial Air Purifier is designed to remove odors in unoccupied spaces. The unit has a timer that will enable it to run for a maximum duration of 2 hours. The timer will then shut the commercial air purifier off. You should allow 40 minutes before returning to the treated area.

To operate the Commercial Air Purifier:

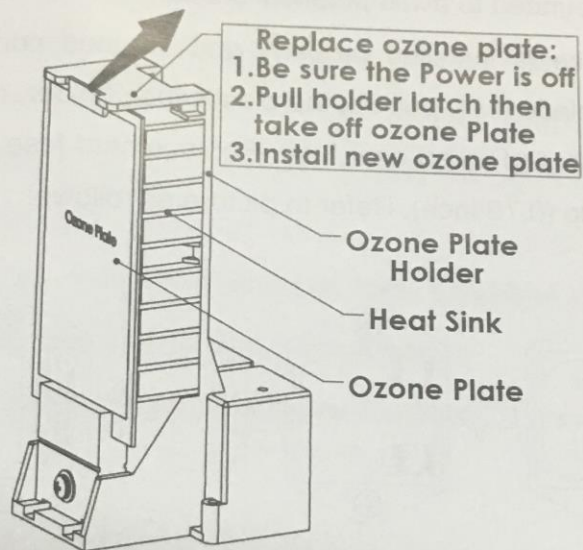
- Close off the desired area to be treated.
- Remove all occupants and pets.
- Position the unit as close as possible to the odor source.
- In such environments as motels that have individual heating and cooling systems, turn the fan on and set on re-circulate.
- Set timer to desired time and leave the room.
- Allow 40 minutes before re-entering the treated space.
- Return to space & ventilation area.



## MAINTENANCE

When the air purifier no longer produces enough ozone to be effective, the ozone plate should be replaced. (Usually it should be replaced after working 5000 hours)

### How to replace a plate:

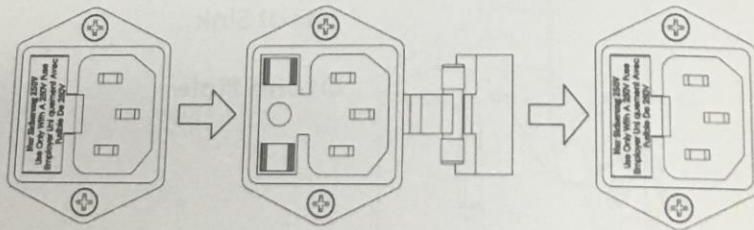


- 1) Turn the unit off and unplug from outlet.
- 2) Use a screw driver to unfasten cover screw and remove cover.
- 3) Pull ceramic plate out of ozone generator module.
- 4) Install ceramic plate as shown in above figure (be careful not to drop the plate).

## TROUBLESHOOTING

If you suspect a problem with your unit check the following:

- 1) Unit is plugged in properly.
- 2) It's important that the Commercial Air purifier be properly grounded to avoid potential shock.
- 3) Fuse is installed properly and in good condition. To replace fuse, pull out the plastic fuse holder, remove old fuse and insert new fuse. Replacement fuse must be 1 amp (0.79 inch). Refer to picture as follows:



## SERVICE AND WARRANTY

**The New Comfort SS 7000 commercial air purifier is covered by a 3-Year Limited Factory Warranty.**

The warranty covers the complete unit except for filters or Ozone Plates.

New Comfort or its authorized service centers shall pay for all parts and labor for authorized warranty claims. The customer is responsible to pay for all shipping costs associated with the warranty. To receive a warranty claim simply contact your local New Comfort dealer where you bought the unit or send an email to **[service@newcomfortcleaners.com](mailto:service@newcomfortcleaners.com)**.