




CADET 
SOFTHEAT



- Smart design helps reduce the effect of indoor allergens
- Has both left and right end junction boxes
- Lowest surface temperatures available—perfect for homes with kids and pets
- Environmentally-friendly mineral oil retains heat much longer than regular baseboards
- Sleep soundly, thanks to silent operation
- Install easily, with no plumbing or refill required
- Spreads residual heat even after thermostat turns off
- Includes high-temperature safety shutoff feature
- Powder coated for a smooth, durable finish

Ideal for bedrooms or nurseries, SoftHeat wraps your family in gentle, steady warmth that fills the room. Enjoy greater comfort with a more consistent room temperature and a soft gentler heat with our hydronic design.

ARCHITECTURAL - ENGINEERING INFORMATION

Cadet heaters are constructed of 22 gauge steel and powder coated for maximum durability. The heater has left end wire or right end wire junction boxes. Heater has a high temperature capillary thermal over load device that extends over the length of the heating element. Heater element is constructed of .875 inch diameter copper tubing and 2.375 inches x 2.375 inches aluminum fins mechanically bonded to the copper tube. Heating element is filled with a non-toxic engineered heat transfer fluid for maximum efficiency and thermal storage.

TECHNICAL INFORMATION

Heater is constructed of 22 gauge steel for durability and powder coated for a quality finish. Baseboard heaters work best when placed under a window. Keep at least 12 inches minimum in front of baseboard and from objects hanging above (i.e., drapes).

Do not install below electrical outlets. Heater may be placed directly on the floor and mounted to the wall.

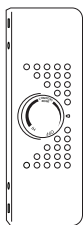
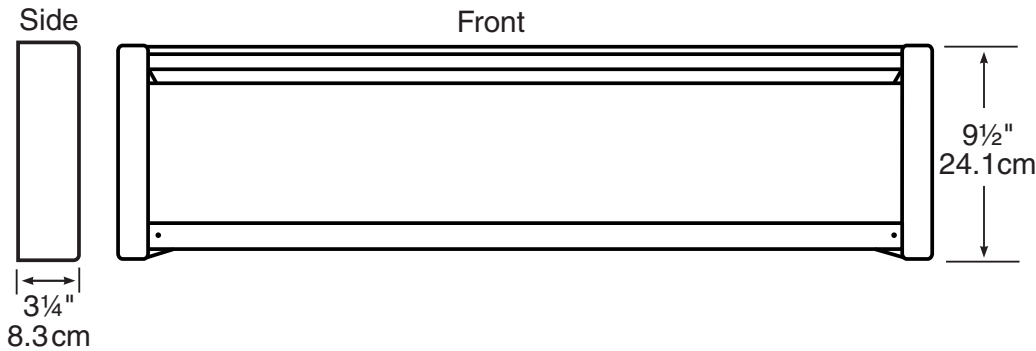
All models require hard-wire installation (no cord or plug). In addition to the standard safety feature, 120 volt SoftHeat baseboards have a unique built-in feature that stops electricity flowing to your heater if it's connected to the wrong voltage.



SOFTHEAT

Dimensions: 9-1/2" H x 3-1/4" D x various lengths
All models require a thermostat (sold separately)
Color: White

PART	MODEL	DESCRIPTION	WATTS	VOLTS	AMPS	BTUS	WT/LBS
13411	EBHN500-1W	35" Hydronic Baseboard, dual junction boxes	500	120	4.2	1710	14.9
13412	EBHN750-1W	47" Hydronic Baseboard, dual junction boxes	750	120	6.3	2560	18.9
13413	EBHN1000-1W	59" Hydronic Baseboard, dual junction boxes	1000	120	8.3	3415	22.9
13414	EBHN1250-1W	71" Hydronic Baseboard, dual junction boxes	1250	120	10.4	4265	26.9
13415	EBHN1500-1W	83" Hydronic Baseboard, dual junction boxes	1500	120	12.5	5120	30.9
13462	EBHN500-8W	35" Hydronic Baseboard, dual junction boxes	500	208	2.4	1710	13.9
13463	EBHN750-8W	47" Hydronic Baseboard, dual junction boxes	750	208	3.6	2560	17.9
13464	EBHN1000-8W	59" Hydronic Baseboard, dual junction boxes	1000	208	4.8	3415	21.9
13465	EBHN1250-8W	71" Hydronic Baseboard, dual junction boxes	1250	208	6.0	4265	25.9
13466	EBHN1500-8W	83" Hydronic Baseboard, dual junction boxes	1500	208	7.2	5120	29.9
13457	EBHN500W	35" Hydronic Baseboard, dual junction boxes	500/375	240/208	2.1/1.8	1710/1280	13.9
13458	EBHN750W	47" Hydronic Baseboard, dual junction boxes	750/563	240/208	3.1/2.7	2560/1925	17.9
13459	EBHN1000W	59" Hydronic Baseboard, dual junction boxes	1000/750	240/208	4.2/3.6	3415/2560	21.9
13460	EBHN1250W	71" Hydronic Baseboard, dual junction boxes	1250/937	240/208	5.2/4.5	4265/3200	25.9
13461	EBHN1500W	83" Hydronic Baseboard, dual junction boxes	1500/1125	240/208	6.3/5.4	5120/3840	29.9
13170	EBKNW	Built-in thermostat kit, double pole, 40°F to 85°F		120/208/240	25		.7



EBKNW
End Cap Thermostat Kit