

Sunnata (150W)

This list only shows bulbs currently available on the market. For a list of all compatible bulbs visit lutron.com/ledfinder.



Philips-PAR30S
Model # 477455
75W Equivalent/ 10.50W
(2700K)



Philips-A19
Model # 477638
60W Equivalent/ 8.50W



Philips-A19
Model # 477612
40W Equivalent/ 6.00W



Cree-R20
Model #
TR20-09827FLFH25-12DE26-1
75W Equivalent/ 13.00W



Philips-A19
Model # 323582692102;
9290011840
60W Equivalent/ 9.50W
(2700K)



Philips-A19
Model # 9290018162
40W Equivalent/ 8.50W
(2200K)



Philips-BR30
Model # 473843
11.00W
(2700K)



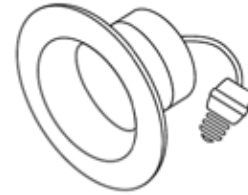
Ecosmart-R20
Model # 1003025702
50W Equivalent/ 8.00W



Ecosmart-R20
Model # 1003025802
50W Equivalent/ 8.00W



Cree-BR40
Model #
TBR40-18050FLFH25-12DE26-
120W Equivalent/ 23.00W
(5000K)



EcoSmart-Downlight
Model # NB01aA10FR1-279
60W Equivalent/ 10.00W
(2700K)



Philips-A19
Model # 479576
60W Equivalent/ 9.50W
Soft White



Cree-A19
Model # SA19-08127MDFD-
12DE26-1
9.35W



Philips-A19
Model # 479550
40W Equivalent/ 5.50W



Philips-G25
Model # 469767
60W Equivalent/ 6.00W
(2700K)



EcoSmart-BR30
Model # 1003030603
65W Equivalent/ 9.00W
(5000K)



Philips-A19
Model # 469734
60W Equivalent/ 8.50W



Cree-PAR38
Model #
TPAR38-1503025FH25-12DE2
19.00W
(3000K)



Cree-PAR38
Model #
TPAR38-1503040FH25-12DE2
19.00W
(3000K)



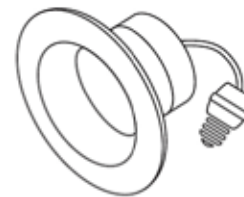
Cree-PAR38
Model #
TPAR38-1803040FH25-12DE2
19.00W
(3000K)



Philips-G25
Model # 469759
40W Equivalent/ 5.00W
Soft



EcoSmart-R20
Model # 532937
45W Equivalent/ 6.00W
(5000K)



Philips-4 Downlight
Model # 801043
65W Equivalent/ 11.00W
(2700K)



Ecosmart-A19
Model # A7A19A40WESD02
40W Equivalent/ 5.30W
(2700K)



Philips-Candle
Model # 477802
25W Equivalent/ 2.50W
Soft White

Philips-Candle
Model # 477810
25W Equivalent/ 2.50W

Philips-Candle
Model # 477836
40W Equivalent/ 4.50W

Ecosmart-A19
Model # A7A19A100WESD04
100W Equivalent/ 15.50W



Ecosmart-A19
Model # A7A19A100WESD05
100W Equivalent/ 15.50W

Ecosmart-A19
Model # A7A19A100WESD06
100W Equivalent/ 15.50W

Cree-A19
Model #
TA19-08027MDFH25-12DE26-
10.00W
(2700K)

Cree-A19
Model #
TA19-08050MDFH25-12DE26-
60W Equivalent/ 10.00W



Philips-Post Light
Model # 458620
60W Equivalent/ 7.00W
Soft



Philips-A19
Model # 475715
40W Equivalent/ 6.00W



Philips-A19
Model # 479568
40W Equivalent/ 5.50W
(5000K)



Philips-PAR30L
Model # 471318
75W Equivalent/ 10.00W



Ecosmart-Candle
Model # ECS B11 CA 40WE
W27 LP E26 120 3PK
40W Equivalent/ 4.00W
(2700K)



Ecosmart-G25
Model # FG-03147
40W Equivalent/ 4.00W



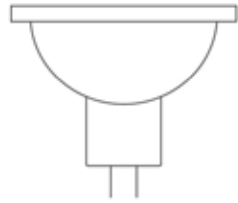
Philips-A21
Model # 459065
14.00W



Philips-G16.5
Model # 477877
25W Equivalent/ 2.70W



Ecosmart-A19
Model # A7A19A75WESD09
75W Equivalent/ 13.00W



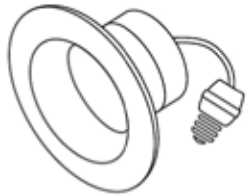
Ecosmart-GU10
Model # A6GU10M35WESD02
4.50W



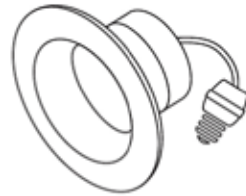
Ecosmart-PAR16
Model # A6PR16M35WESD04
4.50W



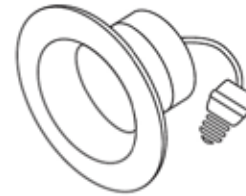
Philips-R20
Model # 456995
6.00W



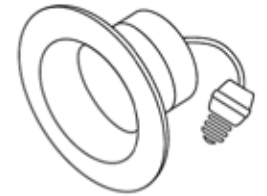
Commercial Electric-4
Downlight
Model # 91277
9.00W



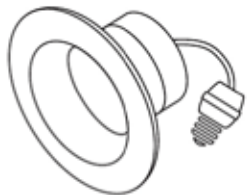
Eaton-4 Downlight
Model # HLC4079301EWH
12.60W



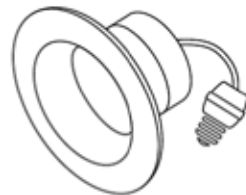
Eaton-4 Downlight
Model # HLC4079401EWH
12.60W



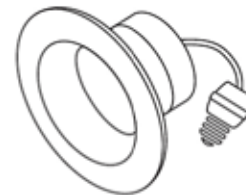
Eaton-4 Downlight
Model # HLC4079501EWH
12.60W



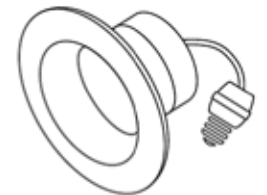
Eaton-6 Downlight
Model # RL560WH6930R
8.80W



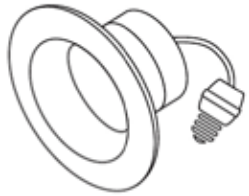
Eaton-6 Downlight
Model # LT560WH6927R
65W Equivalent/ 9.50W



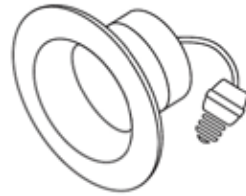
Eaton-6 Downlight
Model # RL6069S1EWHDM
65W Equivalent/ 8.60W



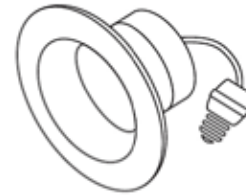
Eaton-Downlight
Model # RL4069S1EWHDMR
8.60W



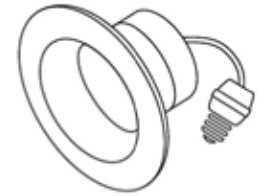
Eaton-Downlight
Model # RL4069S1EWHDM
8.60W



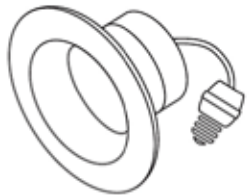
Eaton-Downlight
Model # LT560WH12930
12.50W
(3000K)



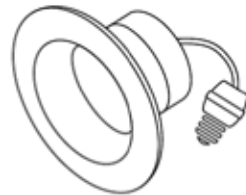
Eaton-Downlight
Model # HLB6S099FS1EMWR
14.20W



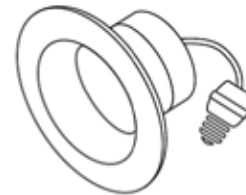
Eaton-Downlight
Model # HLB6099301EMWR
14.00W



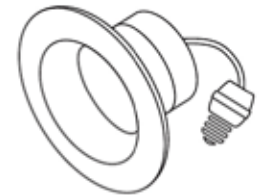
Eaton-Downlight
Model # HLB4069301EMWR
10.50W



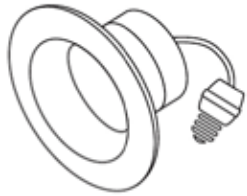
Eaton-Downlight
Model # HLB4069401EMWR
10.50W



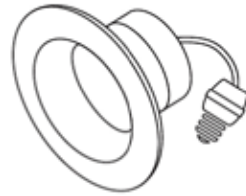
Eaton-Downlight
Model # HLB4S069FS1EMWR
10.30W



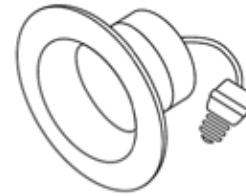
Eaton-Downlight
Model # HLB4069FS1EMWR
11.60W



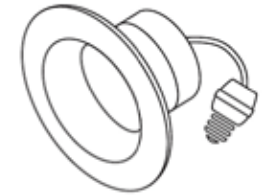
Eaton-Downlight
Model # HLB6099FS1EMWR
15.80W



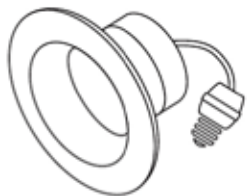
Eaton-Downlight
Model # RL60WH6930DMR
8.60W



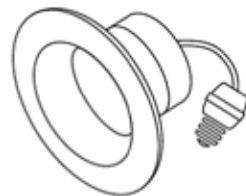
Eaton-Downlight
Model # RL460WH930DMR
8.60W



Eaton-Downlight
Model # LT560WH6930
10.00W
(3000K)



Eaton-Retrofit Downlight
Model # RL560WH6927
9.70W
(2700K)



Eaton-Retrofit Downlight
Model # RL560WH6930
9.70W
(3000K)



GE-A19
Model # LED8DAGSW15-LT4
60W Equivalent/ 8.00W
(2700K)



GE-A19
Model # 44921
60W Equivalent/ 8.00W
(5000K)



GE-A19
Model # 44946
60W Equivalent/ 8.00W
(2850K)



GE-A19
Model # 44929
60W Equivalent/ 8.00W
(2700K)



GE-A19
Model # LED8DAGRVL-LT2
60W Equivalent/ 8.00W
(2850K)



GE-A19
Model # 46328
60W Equivalent/ 8.00W
(2700K)



GE-A19
Model # 44952
60W Equivalent/ 8.00W
(2850K)



GE-A19
Model # 44931
60W Equivalent/ 8.00W
(5000K)



GE-A19
Model # 44920
60W Equivalent/ 8.00W



GE-A19
Model # 44937
60W Equivalent/ 8.00W
(5000K)



GE-A19
Model # 44923
60W Equivalent/ 8.00W
(5000K)



GE-BR30
Model # 46301
65W Equivalent/ 8.50W
(2700K)



GE-PAR38
Model # 45894
32.00W



GE-R30
Model # 46302
65W Equivalent/ 8.50W
(5000K)



GE-R30
Model # LED9DR30/7-LT12
65W Equivalent/ 8.50W
(2700K)



GE-R30
Model # 46304
65W Equivalent/ 8.50W
(5000K)



GE-R30
Model # 46305
65W Equivalent/ 8.50W
(2700K)



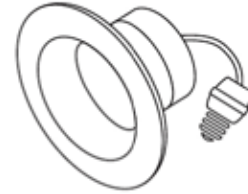
GE-R30
Model # 46306
65W Equivalent/ 8.50W



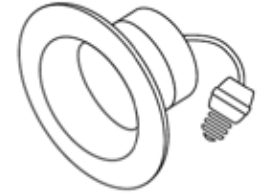
GE-R30
Model # 46308
65W Equivalent/ 8.50W
(5000K)



GE-R30
Model # 46307
65W Equivalent/ 8.50W
(3000K)



Halo-6 Downlight
Model # LT560WH6950R
9.50W
(5000K)



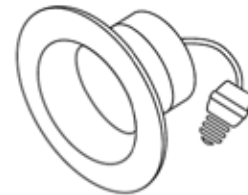
Lithonia Lighting-Downlight
Model # 65BEMWLED30KM6
11.90W
(3000K)



Maxlite-A21
Model # E17A21D927/JA8
100W Equivalent/ 17.00W
(2700K)



Satco-R30
Model # S9621
65W Equivalent/ 9.50W
Soft White



Sea Gull Lighting-Downlight
Model # 14520S-15
13.00W



TCP-A19
Model # L9A19D1527K
60W Equivalent/ 9.50W
(2700K)



TCP-A19
Model # L9A19D1530K
9.50W
(3000K)



TCP-BR30
Model # LED9BR30D30K
65W Equivalent/ 9.00W
(3000K)



TCP-BR30
Model # LED12BR30D27K
65W Equivalent/ 10.50W
(2700K)

Warranty on your Lutron 100 W C-L dimmer or 150 W C-L dimmer or 250 W C-L dimmer will be void if used with bulbs that are not on this Lutron compatible bulb list.

Please note: Bulb variations in lamp design and construction affect performance. Bulb manufacturers can modify their bulbs at any time, without notice to Lutron. This prevents Lutron from ensuring ongoing compatibility. For up-to-date specifications, performance, and/or any related recall information about the bulb, please visit the bulb manufacturer's website.

This document provides information from manufacturers who are not Lutron agents or affiliates. The listing of a manufacturer or the existence of any external link to another website does not suggest that Lutron is endorsing the linked company, its products and/or its services. Purchasers should ask appropriate questions and request references before buying any products and/or entering a contract with any party. The information contained in this document is intended for illustrative and comparative purposes only, and is subject to change at any time. Lutron does not warrant that (a) the list of manufacturers is all-inclusive; (b) the information is complete, up-to-date, accurate and/or error-free; (c) the products and Lutron controls listed will always be compatible; and (d) that the information provided will be a viable or appropriate solution for your project needs. You are entirely responsible for and assume all risk for the use of the information.