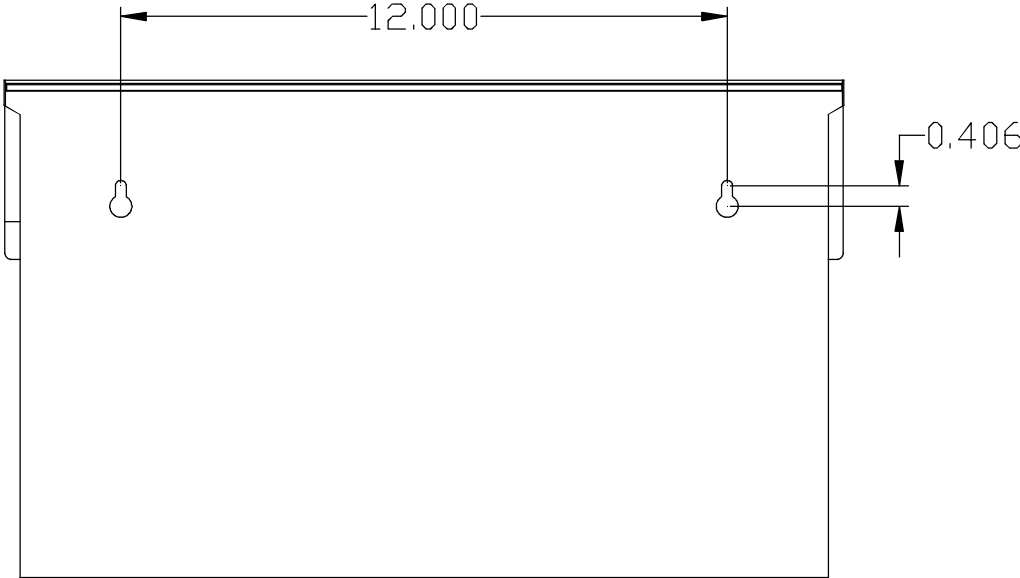
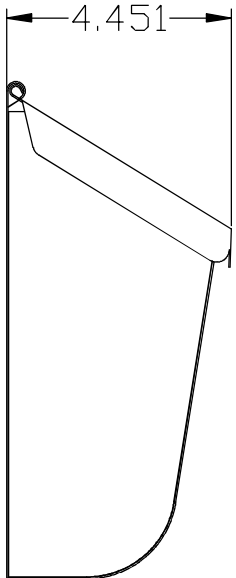



General Information for:
L4009/L4010

retail name - Woodlands



For wall mounts, use #8 or #10 pan head Phillips screws of adequate length to anchor the mailbox. For wood panel walls, screw length into the wall should be approximately 1". For masonry, stucco or metal walls, use a minimum #8 plastic anchor and screw.

SOLAR GROUP Inc.
TAYLORSVILLE, MS 39168
A DIVISION OF

