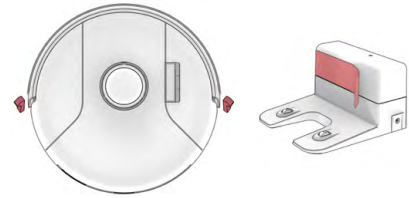


Quick Start Guide

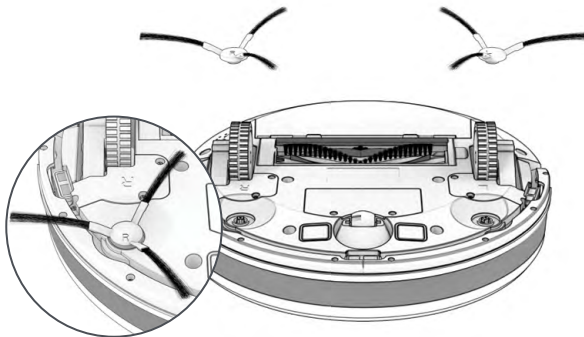
Before Starting

Remove the protective pieces from Bob's bumper and charging station.




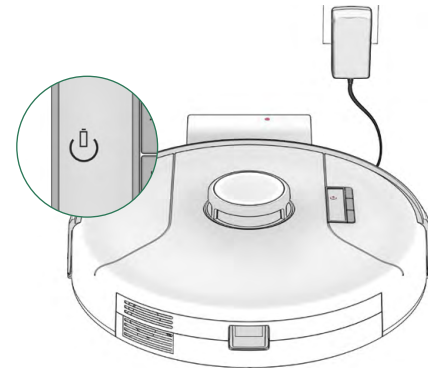
1. Install Side Brushes

Press down to lock the left (L) and right (R) side brushes onto Bob.



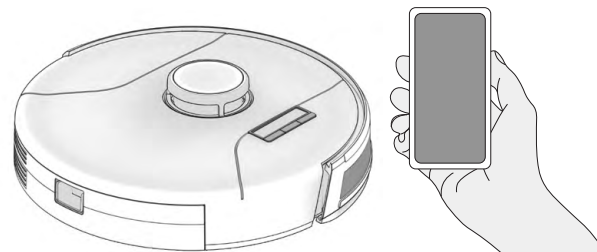
2. Charge

The  button pulses when charging and shines white when fully charged.



3. Download & Connect

Create your account and connect your bot.



Swept Off Your Feet?

Leave us a review! Rate us 5 stars and share your feedback on the site where you purchased Bob.

Not Impressed?

Let us help! Contact our support team at support@bobsweep.com or 1-888-549-8847.

Our business hours are Monday – Friday,
9 a.m. – 5 p.m. Pacific Time.