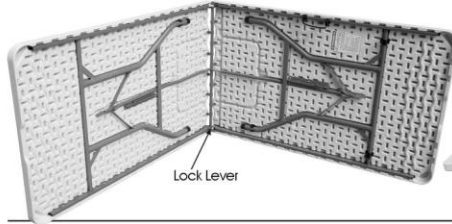




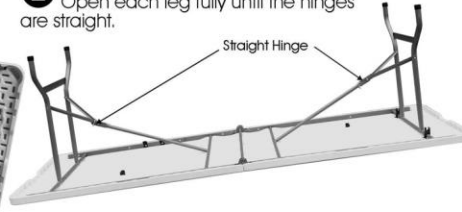
# 8' Fold-In-Half Banquet Table Instructions

Item: 816

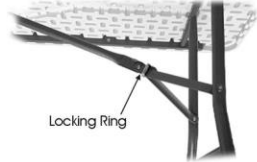
**1** Unfold table so top surface is flat. Engage the Lock Lever into the locked position.



**2** Open each leg fully until the hinges are straight.



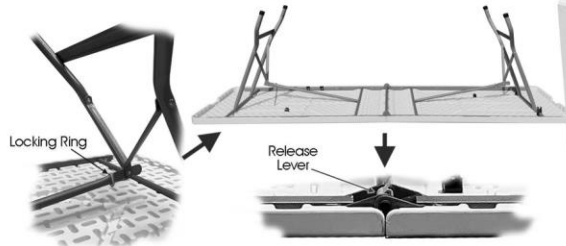
**3** With the table upright, make sure the oval Locking Ring slides down to lock the legs in the open position.



**IMPORTANT**  
To avoid tipping or folding, do NOT stand or sit on the table.  
Be careful when opening or closing to avoid pinching fingers.  
Table supports 300 lbs. (evenly distributed)

## Folding Table

**1** Flip table upside down. Slide the Locking Rings down to release the legs. Then collapse the legs flat.



**2** Lift Release Lever to unlock Table. Fold table in half. (Make sure handle is outside folded table.)



Plastic Development Group, LLC, Southfield, MI 48075 • [www.plasticdevelopmentgroup.com](http://www.plasticdevelopmentgroup.com)  
For questions, we are here to help. Please contact: [sales@pdgmail.com](mailto:sales@pdgmail.com)