

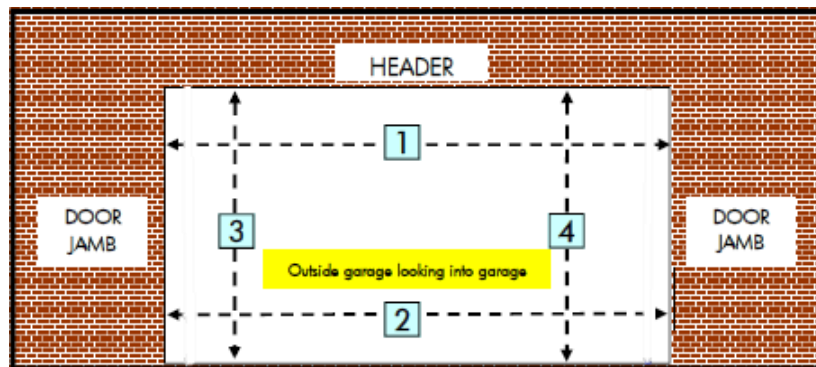


## Choosing the Right Screen Measuring

Fresh Air Screens® are designed to fit your structure without interfering with related mechanisms. They are categorized by the size and model.

### Find the Right Size

1. Measure the exact width of the garage door opening #1 and #2 (from door jamb to door jamb, not from the weather strips). These measurements should both be the same size but may not be. Make no allowances.
2. Measure the exact height of the garage door opening #3 and #4 (from the door header to the floor, not from the weather strips). These measurements should both be the same size but may not be. Make no allowances.
3. Make note of the Width (1<sup>st</sup>) x height (2<sup>nd</sup>) for your measurement. For example, a 16x7 screen is 16ft(width) x 7ft(height). These measurements are not reversible.



### Available Sizes

All models are available in the following sizes. Dimensions = width x height

#### 7-foot-high openings

8'x7'  
9'x7'  
10'x7'  
16'x7'  
18'x7'

#### 8-foot-high openings

9'x8'  
10'x8'  
16'x8'




## Choosing the Right Screen

### Stationary Screens


Fresh Air Screens® are designed to fit your structure without interfering with related mechanisms. They are categorized by the size and model.

#### Stationary Screens

Stationary screens are used in areas that do not require vehicle traffic. They work great on porches and patios, or garages that are used as alternative or extended rooms.



Model A – 0 Zipper  
(Does not Open)



Model B, 1 Zipper  
(Shown Closed and Open)




## Choosing the Right Screen Retractable Screens

Fresh Air Screens® are designed to fit your structure without interfering with related mechanisms. They are categorized by the size and model.

### Retractable Screens


Retractable screens are great for areas that allow vehicle entry, such as garages, car ports, barns and more. They do not interfere with garage mechanisms. Rope and Pull kits can be added to screens with buckles and straps.




Model C - 2 Zipper (Shown Closed and Raised)  
Featuring Buckles and Straps



Model C, 2 Zipper (Shown Closed and Raised)  
Featuring a Rope and Pull Kit



Model D - 3 Zipper, (Shown Close, Open, and Raised)  
Featuring Buckles and Straps



Model D - 3 Zipper, (Shown Close, Open, and Raised)  
Featuring Rope and Pull Kit






## Choosing the Right Screen Rod Pockets

Fresh Air Screens® are designed to fit your structure without interfering with related mechanisms. They are categorized by the size and model.

### Add the Right Finish

All models feature a rod pocket at the bottom, so that a rod (3/4" PVC pipe recommended) can be inserted. This serves to keep the screen in good form when it is rolled up (retractable screens), and also helps seal the bottom when the screen is down. Rod pockets may be made in the same fiberglass mesh as the rest of the screen or in vinyl.

- ◆ Model C Shown with Mesh Rod Pocket



- ◆ Model C Shown with Vinyl Rod Pocket



### **Benefits of a Mesh Rod Pocket**

- Lighter Weight
- Added Flexibility
- Subtle Aesthetics

### **Benefits of a Vinyl Rod Pocket**

- Heavier Weight
- Heavy-Duty
- Bold Aesthetics