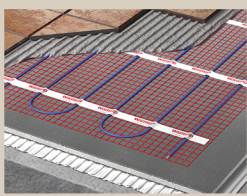




## DWM UNDERFLOOR HEATING MAT SYSTEM

### DWM Underfloor Heating Mat System

An electric underfloor heating mat and cable system with **pressure-sensitive adhesive for the fastest installation**. Features an ultra-thin 1/8 in. wire that does not raise floor levels.



#### FLOOR TYPE

- ✓ Ceramic, Stone
- ✓ Laminate, Vinyl
- ✓ Carpet

#### ROOM TYPE

- ✓ Large Areas
- ✓ Regular Shape

#### BUILD TYPE

- ✓ Renovation
- ✓ New Construction

#### SUBFLOOR TYPE

- ✓ Slab & Concrete
- ✓ Timber suspended & Batten Floors

## WHAT UNDERFLOOR HEATING SOLUTION DO I NEED?




### DWM HEATED FLOOR MAT SYSTEM

The Mat System is ideal for installations within regularly shaped areas, where 20 in. or 3 ft. wide mats can be quickly rolled out across the floor in parallel runs.

If you intend on using Vinyl, Carpet, Timber, Tiles, or any other compatible floor finish, the system can (and in some cases should, like Carpet), be embedded within a self-leveling compound to provide a flat and level floor surface to lay over.

**CURRENT PRODUCT**  
Keep Scrolling



### DMC-PRO UNCOUPLING SYSTEM

The DMC-PRO cable and membrane system offers the most flexibility and control, perfect for irregularly shaped rooms, or rooms with multiple permanent fixtures (like a bathroom).

You can control the spacing of the heating element throughout the whole project, offering complete control over whether you get primary of comfort heating through the floor. Simply put down the membranes, and install the heating wires with the desired spacing!



### FOIL ELECTRIC FLOOR HEATING SYSTEM

The FOIL system is perfect for larger areas and floating floors, such as Laminate, Engineered Wood, and Carpet. Simple to install, the Foil Heater delivers a consistent heat distribution using reinforced Aluminum Foil's thermal properties, and doesn't require a leveling compound.

Ideal for regular shaped rooms, the 20 in. wide foil mats can be rolled out across the floor in parallel runs. You may need to cut, turn, and flip the mat to suit the room without affecting the heating cable.

## WHAT PROJECT IS AN UNDERFLOOR HEATING MAT DESIGNED FOR?

The Mat System can be used with all floor types compatible with underfloor heating, whether you are choosing laminate flooring, vinyl, carpet, tiles, or another. Because of its wide compatibility and the fact that it does not visibly raise your floor height, this is the perfect solution for renovation projects.

Remember to double check with your flooring supplier that the floor type you want to go for is compatible with the Mat System.

## KEY BENEFITS

#### ✓ No Raised Floor

The thinnest dual fluoropolymer coated heating wire - less than 1/8 in.

#### ✓ Durability

Sturdy fiberglass mesh with pressure sensitive adhesive, for the fastest and most secure installation

#### ✓ Quick Installation

Simply roll out the mat with pre-spaced wire


## 35% FASTER INSTALLATION

The Heating Mat system consists of a thin 1/8" wire evenly spaced and taped to a fiberglass mesh with pressure-sensitive adhesive. The pressure-sensitive adhesive securely binds the mats to the floor, keeping them flat and ensuring the application of tile adhesive is snag-free whilst allowing the mats to be easily repositioned when necessary.

The mats can be rolled out quickly across the floors reducing installation time by 35% - for a truly fast and secure method of electric underfloor heating installation. The ultra-thin heating cable is double insulated with an advanced fluoropolymer core making it incredibly durable, tough, and easy to lay flooring over.

In the process of installing the Heating Mat system, flexible tile adhesive and self-leveling compound may be required.

The Heating Mat system is UL Approved, meeting the highest safety standards for ultimate peace of mind.

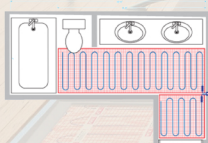


## How does the Heating Mat work?

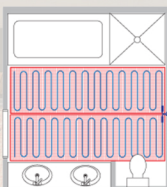
The Heating Mat can be installed directly on a plywood subfloor. The product is available in both 120V and 240V. The system is ideal for use as a primary heat source and in rooms with high heat-loss such as sunrooms.

- 120-volt and 240-volt mats offer the same efficiency. For large areas, 240V is recommended solely to cut down the amperage draw allowing you to fit more space on a single thermostat.
- Offers heat output of 14 watts/ft<sup>2</sup>

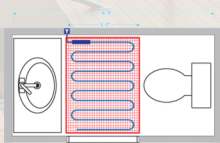
#### Combine mats into L-shape



#### Combine two 3x10's



#### Perfect for powder rooms



## SUGGESTED ACCESSORIES

For some projects, some accessories might be necessary

### Smart Thermostat (WiFi Optional)

(Internet # 314944699) - White with Wi-Fi  
(Internet # 314944704) - White without Wi-Fi  
(Internet # 314944693) - Black with Wi-Fi  
(Internet # 314944703) - Black without Wi-Fi


The 4iE is a smart thermostat that works with you to provide an optimal, cost-effective and energy-efficient baseboard. For use the 4iE does not require programming and uses Warmup's latest technologies to ensure your home is always at the desired temperature, at the right time.



### The Alligator - Digital Multimeter

(Internet # 314944666)

It is essential to test the Warmup Floor Heating cable with a Warmup digital multimeter before, during and after installation. Useful as either a circuit tester or a voltage tester, a multimeter is an essential tool for setting up underfloor heating. Use it to easily find broken wires, and monitor connections as you install.



## 30 YEAR WARRANTY

This product comes with a 30 Year Warranty, since we are completely confident in the standard of our products.