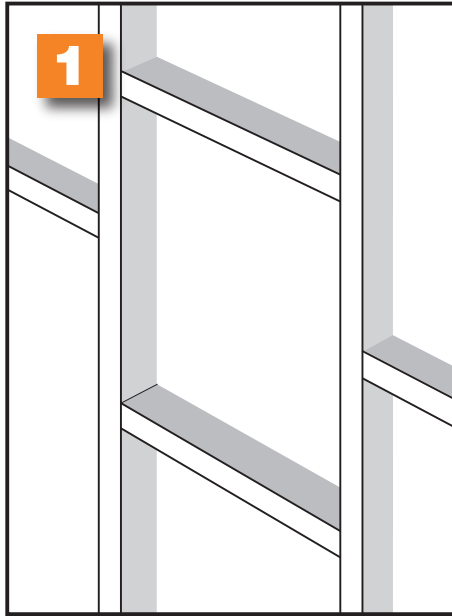
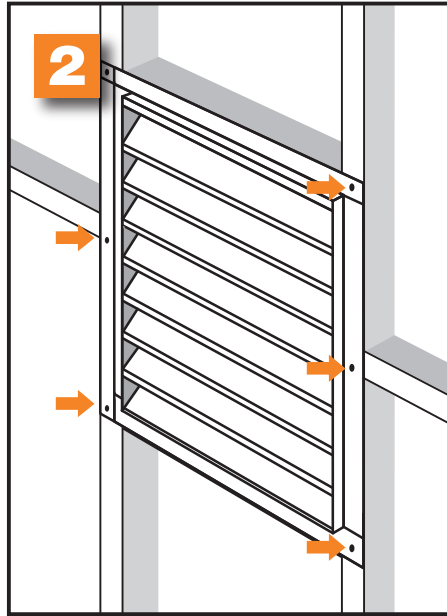


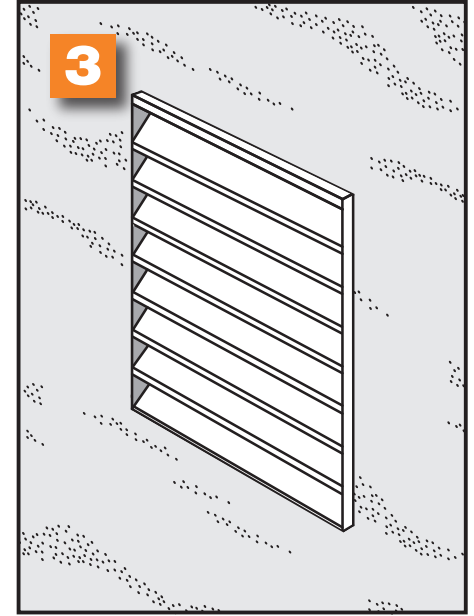
**Hidden Flange Gable Louver** - used for new stucco or siding walls



1) Frame opening 1/4" larger than vent body size.



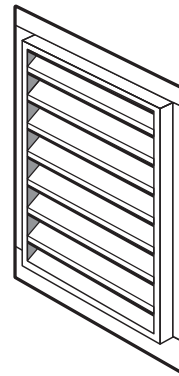
2) Insert vent into opening and fasten to frame with galvanized nails



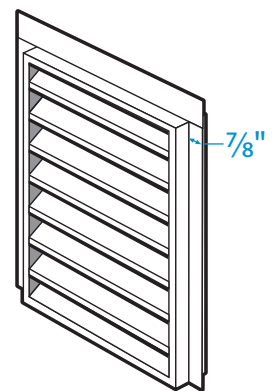
3) Finish with lath and plaster or siding material.

### Gable Louver - 1/4 inch galvanized insect screen.

Size A x B	N.F.V.	Rough Opening
12 in. x 12 in.	63 Sq. In.	12.25 in. x 12.25 in.
12 in. x 18 in.	93 Sq. In.	12.25 in. x 18.25 in.
14 in. x 12 in.	65 Sq. In.	14.25 in. x 12.25 in.
14 in. x 18 in.	110 Sq. In.	14.25 in. x 18.25 in.
14 in. x 24 in.	147 Sq. In.	14.25 in. x 24.25 in.
18 in. x 24 in.	190 Sq. In.	18.25 in. x 24.25 in.
24 in. x 24 in.	253 Sq. In.	18.25 in. x 24.25 in.
24 in. x 30 in.	317 Sq. In.	24.25 in. x 24.25 in.



Center Flange



7/8 in. Stucco Flange



**CAUTION!** Working above grade is inherently dangerous, be sure that proper fall protection measures are in place. When working with power tools and sheet metal, gloves and eye protection are absolutely required.

These installation guidelines are for use with typical or standard applications. It is always recommended to seek advice from a licensed professional, and to check with your local building inspector or building permit office for approvals and possible variations that may apply.