



Fire Extinguisher Wall Cabinets



SURFACE-MOUNTED

- Heavy-duty Steel
- Tempered Safety Glass
- Break Rite™ Handle
- Long-life Coating
- Vandal-resistant assembly

3mm thick

SEMI-RECESSED

- Heavy-duty Steel
- Tempered Safety Glass
- Break Rite™ Handle
- Long-life Coating
- Vandal-resistant assembly

3mm thick

SEMI-RECESSED

- Heavy-duty Steel
- Tempered Safety Glass
- Break Rite™ Handle
- Long-life Coating
- Keyed Steel Cam Lock

3mm thick

Compact, Value-oriented Cabinets.

Ideal for apartments, condos and strip malls.

Features

- Heavy-gauge, galvanized steel construction
- Tempered safety glass – far safer than standard plate glass during emergencies, and in case of accidental breakage
- Patented Break Rite™ non-removable handle—eliminates the need for hammer or breaker-bar
- Electrostatically-applied, thermally-fused, recoatable finish, for longer life
- 9700 Series: Vandal-resistant, unitized assembly with provision for optional padlock
- 7000 Series: Keyed steel cam lock

Benefits

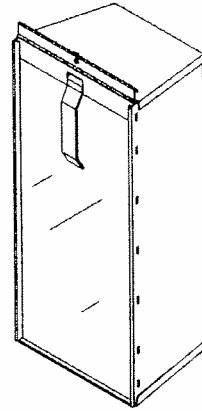
- Longer life in outdoor applications
- Safe tempered glass
- Resists chipping, peeling and flaking like enamel
- Contents kept safe and secure
- Reduced accidental breakage

SPECIFICATIONS AND ORDER INFORMATION

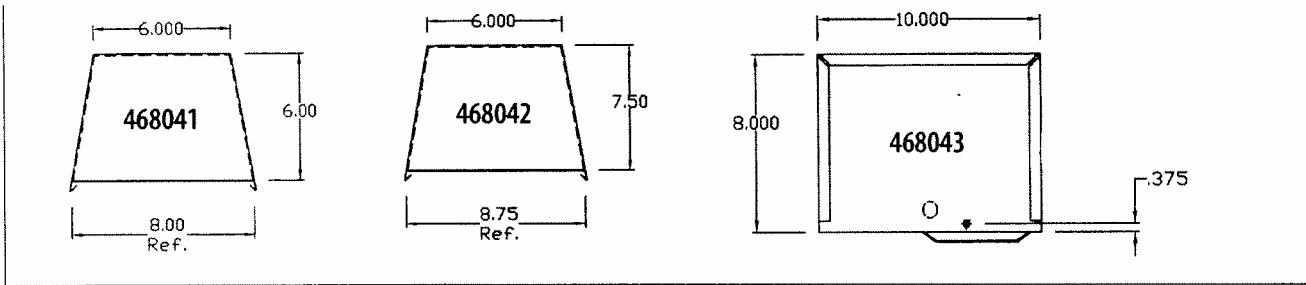
Fire Extinguisher Wall Cabinets

Kidde Item #

Surface Mount Cabinets				
Part No.	Model No.	Wall Mounting	Inside Box W x H x D	For Use With Extinguishers (max. size)
468041	KF9721-C	Surface	6 x 18 x 6	5 lb. Dry Chemical
468042	KF9722 -C	Surface	6 x 23 x 7 1/2	10 lb. Dry Chemical
468043	KF9723-C	Surface	10 x 28 x 8	20 lb. Dry Chemical 2.5 Gallon Water

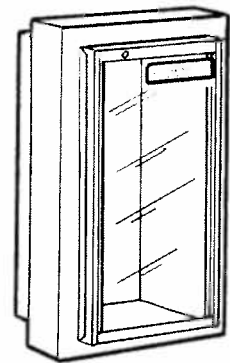


TOP VIEWS



Kidde Item #

Semi-recessed Cabinets						
Part No.	Model No.	Wall Mounting	Inside Box Dimension W x H x D	Overall Frame W x H	Wall Opening Required W x H x D	For Use With Extinguishers (max. size)
468044	KF9731-C	Semi-recessed	9 x 18 1/4 x 6	12 1/2 x 21 5/8	10 x 19 x 4	5 lb. Dry Chemical
468045	KF9732 -C	Semi-recessed	9 x 24 x 6	12 1/2 x 27 1/2	10 x 25 x 4	10 lb. Dry Chemical
Semi-recessed Cabinets/Keyed Steel Cam Lock						
468046	KF7008-B	Semi-recessed	9 x 18 x 5	11 3/4 x 20 3/4	10 x 19 x 3 1/4	5 lb. Dry Chemical
468047	HF7022-B	Semi-recessed	9 x 24 x 5 3/4	11 3/4 x 26 3/4	10 x 25 x 4	10 lb. Dry Chemical



1016 Corporation Park Drive
Mebane, NC 27302

www.kidde.com