



# DECORATIVE CONCRETE STAINS & FINISHES

---

## PRODUCT & COLOR GUIDE



GRANITE GRIP® AND SEMI-TRANSPARENT  
DECORATIVE CONCRETE STAIN



# BEHR PREMIUM® GRANITE GRIP®

## INTERIOR/EXTERIOR GRANITE GRIP®

- Slip Resistant, Decorative Finish
- Revives Look of Concrete Surfaces
- Available in Two Premixes and 16 Custom Colors
- Fills in Hairline Cracks
- Resists Hot Tire Pick-Up, Dirt, Grease, & Household Stains
- Ideal for Driveways, Garage Floors, Pool Decks, Patios, Walkways, and Interior Concrete Surfaces



pool deck: SUNSET RIDGE GG-09



driveway: GRAY NO. 650



## GRANITE GRIP® TAN BASE COLORS



TAN  
NO. 655



PEBBLE SUNSTONE  
GG-13



COPPER MARBLE  
GG-10



SUNSET RIDGE  
GG-09



SAHARA CANYON  
GG-11




IMPERIAL JADE  
GG-12



BALTIC STONE  
GG-16



AUTUMN MOUNTAIN  
GG-14



AMETHYST  
GG-15

## GRANITE GRIP® GRAY BASE COLORS



GRAY  
NO. 650



MISSION OLIVE  
GG-18



SLATE IVORY  
GG-01



STONE VALLEY  
GG-02



AZUL DIAMOND  
GG-05



MINERAL GRAY  
GG-17



ATLANTIC TOPAZ  
GG-03



GALAXY QUARTZ  
GG-08



ORNAMENTAL GEM  
GG-07

Color samples and textures are simulated. There may be a slight difference between the color of the chip shown and the actual coated surface.  
Two coats required for optimum color match, durability and coverage.



# BEHR PREMIUM® DECORATIVE CONCRETE STAIN

## SEMI-TRANSPARENT DECORATIVE CONCRETE STAIN

- Tintable to 18 Custom Colors
- Create a Variegated or Uniform Look
- Make Your Own Unique Color Blend
- Ideal for Concrete Porches, Patios, Walkways & Pool Decks



patio: GIALO ANTIQUE




patio: CAJUN ROSE DCS-803



# DECORATIVE CONCRETE STAIN CUSTOM COLORS

SPRAYED

ROLLED



OLD ADOBE  
DCS-800

SPRAYED

ROLLED



SAND  
DCS-870

SPRAYED


ROLLED



GREYSTONE  
DCS-824




CAJUN ROSE  
DCS-803




DESERT GOLD  
DCS-812



INDUSTRIAL GRAY  
DCS-825




CEDAR BLUSH  
DCS-802




TERRA COTTA  
DCS-865



ARCTIC BLACK  
DCS-828




CINNAMON STONE  
DCS-833




DESERT SUNSET  
DCS-808




GRANITE GREEN  
DCS-818




BROWNSTONE  
DCS-834




COPPER CANYON  
DCS-801




CANAL BLUE  
DCS-826



CAROB  
DCS-835



WALNUT  
DCS-867



LATE SKY  
DCS-827

Colors are simulated. Actual colors will vary based upon substrate, application method, and other environmental variables.



# BEHR PREMIUM® DECORATIVE CONCRETE STAIN

## DECORATIVE CONCRETE STAIN POPULAR COLOR COMBINATIONS

**BASE**  
1 GALLON

**ACCENT**  
2 QUARTS

**COMBINATION**



TERRA COTTA  
DCS-865



WALNUT  
DCS-867



TUSCAN STONE




patio: TUSCAN STONE



INDUSTRIAL GRAY  
DCS-825



ARCTIC BLACK  
DCS-828




WHITE MOTH



pool deck: WHITE MOTH



CANAL BLUE  
DCS-826



CEDAR BLUSH  
DCS-802



UBATUBA



patio: UBATUBA

Colors are simulated. Actual colors will vary based upon substrate, application method, and other environmental variables.



# DECORATIVE CONCRETE STAIN POPULAR COLOR COMBINATIONS

**BASE**  
1 GALLON

**ACCENT**  
2 QUARTS

**COMBINATION**



**CEDAR BLUSH**  
DCS-802




**BROWNSTONE**  
DCS-834



**EARTH FIRE**



walkway: **EARTH FIRE**



**DESERT SUNSET**  
DCS-808



**INDUSTRIAL GRAY**  
DCS-825




**KASHMIR GOLD**



walkway: **KASHMIR GOLD**



**OLD ADOBE**  
DCS-800



**CEDAR BLUSH**  
DCS-802



**GIALO ANTIQUE**



patio: **GIALO ANTIQUE**

Colors are simulated. Actual colors will vary based upon substrate, application method, and other environmental variables.




# Easy Application Steps\*

## BEHR PREMIUM® GRANITE GRIP®

### STEP 1

Remove peeling coatings, clean, and etch surface until it feels like 150 grit sandpaper.



### STEP 2

Apply BEHR PREMIUM® No. 880 Concrete & Masonry Bonding Primer to optimize topcoat adhesion.



### STEP 3

Apply coating to the outer edges of your project area and fill in hairline cracks.



### STEP 4

Pour GRANITE GRIP® onto the surface and spread with a 1/4" adhesive roller. Let the first coat dry, then apply a second.



**Note:** The first coat acts as a base and won't fully cover the surface.


### APPLICATORS

- ☐ 1/4" Adhesive Roller Cover and Nylon/Polyester Brush
- ☐ Optional: Texture Sprayer for Large Projects

## BEHR PREMIUM® DECORATIVE CONCRETE STAIN

### STEP 1

Clean and etch surface until it feels like 150 grit sandpaper.



### STEP 2

Apply 1st color with a pump sprayer.




### STEP 3

If desired, apply an accent color with a sprayer for a variegated look. For a uniform look, apply a 2nd coat of the base color using a roller.



**SPRAYED**  
Variegated Look



**ROLLED**  
Uniformed Look

### OPTIONAL

Apply BEHR PREMIUM® Wet-Look Sealer for a high-gloss finish.



### APPLICATORS

- ☐ High Quality Pump Sprayer with a Conical Tip
- ☐ 3/8" Roller Cover

## Project Checklist

<input type="checkbox"/> Plastic Sheeting	<input type="checkbox"/> Broom	<input type="checkbox"/> Stir Stick	<input type="checkbox"/> Floor Scraper	<input type="checkbox"/> Roller & Frame	<input type="checkbox"/> Pump Sprayer	<input type="checkbox"/> Optional Topcoat: No. 985 Wet-Look Sealer
<input type="checkbox"/> Painter's Tape	<input type="checkbox"/> Hose & Watering Can	<input type="checkbox"/> Stiff Bristle Brush (Non-Metal)	<input type="checkbox"/> Extension Pole	<input type="checkbox"/> Synthetic Brush	<input type="checkbox"/> No. 880 Concrete & Masonry Bonding Primer	

COVER IMAGE  
patio: GRANITE GRIP,  
TAN NO. 655

\*Refer to all product  
instructions for proper  
surface preparation and  
application. Photos  
may have been digitally  
enhanced. Actual  
results may vary.

Find Us On: [behrr.com](https://www.behr.com)



C-DECORATIVE  
CONCRETE FINISHES  
Item No. 50004049 5/25

### Have a coating or product question?

Scan the QR code,  
visit [behrr.com](https://www.behr.com), or call  
1-800-854-0133 (U.S.A.)

