

Lift Recliner Assembly Instructions

- Your recliner comes packaged in one box.
- **DO NOT** use any sharp objects to open plastic wrapped components as damage to product or components may result.
- Carefully remove all of the components from the packaging and set aside for assembly.
- Assemble on a soft surface to prevent scratching the finish.
- Zip ties are used to secure your recliner cords and avoid damage - do not cut.

Parts List

A 1 x Seat




C 1 x Power Kit



B 1 x Back

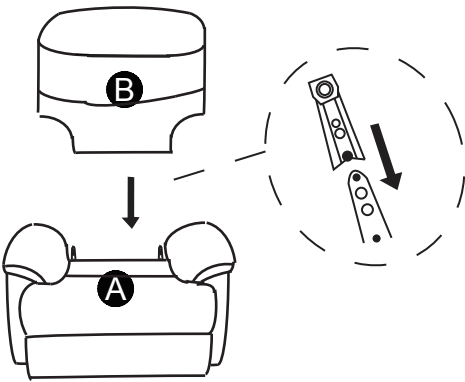


D 2 x Floor Protection Pads

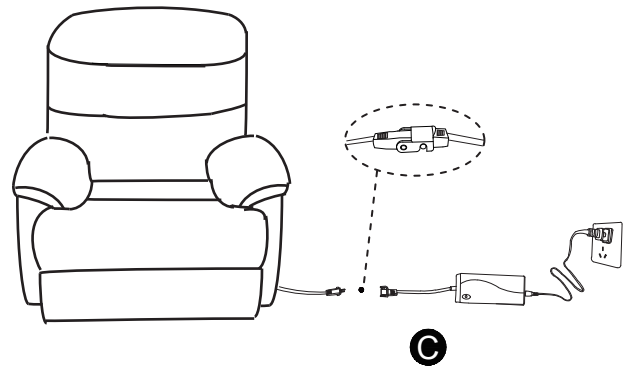


Assembly

Step 1



Step 2



Remote Use


Step 3

Hold the Up button to lift chair / bring the recline position upright

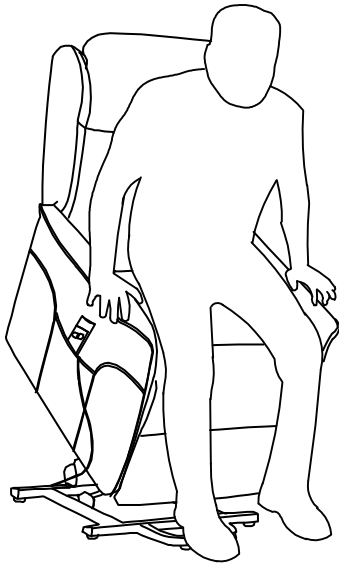


Hold the Down button to recline / bring lift position down



Optional  **D**

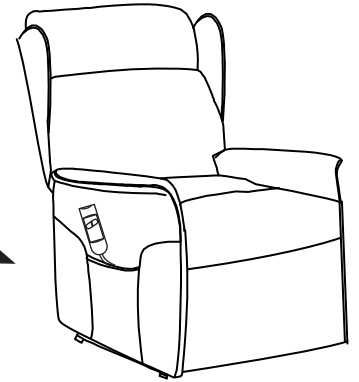
Proper Usage



Steps to safely stand up from your Lift Recliner

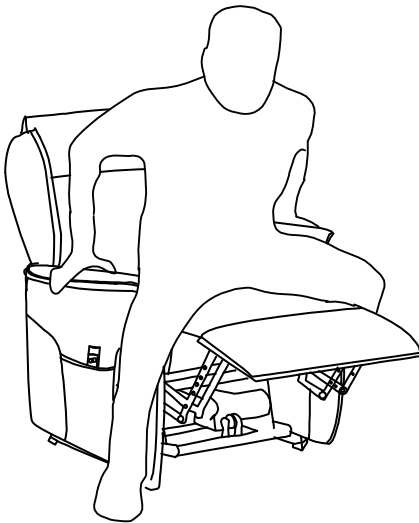
1. Store remote safely in the recliner's side pocket
2. Plant feet firmly on the ground
3. Evenly distribute weight on both arms of the chair
4. Slowly stand up from lift position

*Remember to store remote safely in the recliner's side pocket when it is not in use

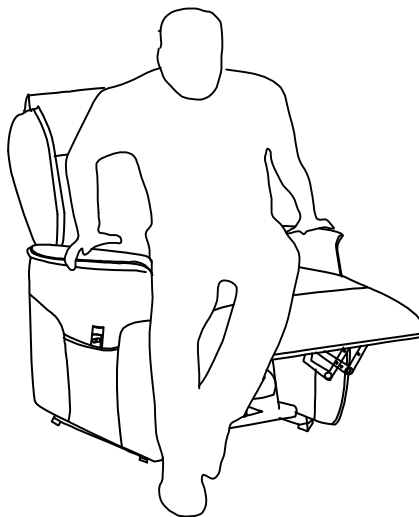


*Fabric will fade or discolor in direct sunlight. Minimize exposure to direct sunlight to extend the life of your furniture.

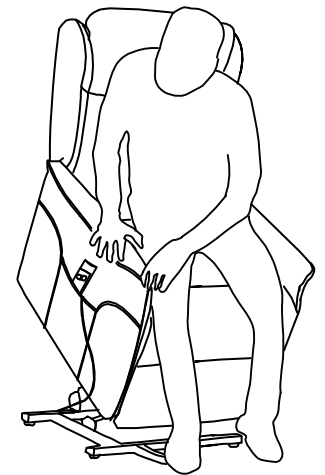
Improper Usage



DO NOT stand up when the footrest is in the upright position



DO NOT stand up from your recliner with uneven weight



DO NOT stand up from your Lift Recliner with one arm

Your recliner style may differ from images.

One Year Warranty: The furniture is warranted against defects in workmanship and materials. Items covered would be seam slippage, frame structural integrity, fit and finish of parts. Items not covered would be product abused by the user, normal wear and tear, stains or discoloration due to use, damage in any transportation. Softening of foam is considered normal wear and tear and is not covered by warranty. Warranty is for PARTS ONLY and does not include transportation and labor costs associated with any warranty claim.

CAUTION: Tighten all components securely before use. Failure to do so may result in personal injury.

Customer Support: 866-238-0531
Mon-Fri 8:00am - 4:30pm CST
customerservice@furniturequestions.com