

Plastic Sheet Care and Cleaning

For Best Cleaning Results Use:

- An anti-static plastic cleaner or polish
- A soft cloth
- Mild soap and water

Avoid:

- Abrasive cleaners, window cleaning sprays and solvents such as acetone, gasoline and lacquer thinner.

Fine surface scratches may be hidden by applying automotive and plastics polish.

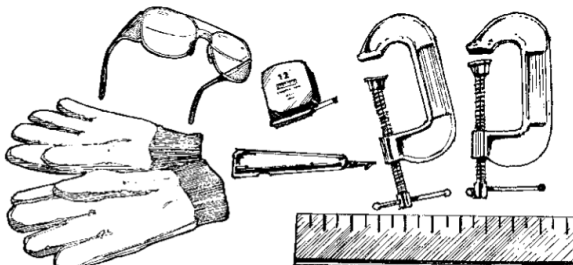
INSERT SPANISH TRANSLATION HERE

.....



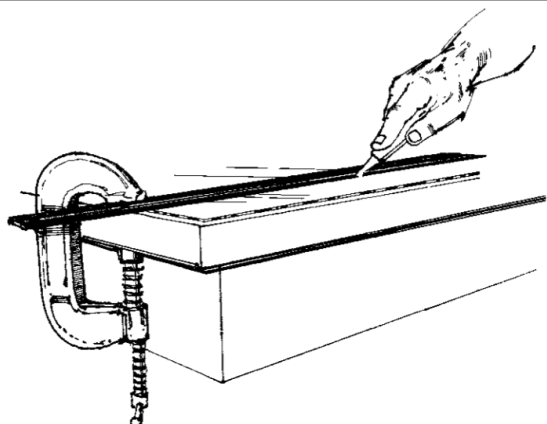
Visit www.sabicpolymershapes.com or dial 1- 800-421-0102 for additional information about working with plastic sheet. See reverse side for information on cutting plastic sheet.

Cutting Instructions for Plastic Sheets



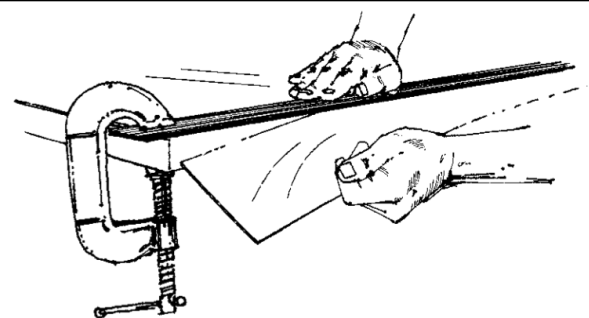
Tools needed:
Gloves, safety glasses, tape measure, clamps straight edge and Plastic Cutting Knife

Herramientas necesarias:
Cinta métrica, abrazaderas, borde recto y cuchilla para marcar plástico



**Step 1:
Measure & Score**
Measure, clamp straight edge, draw cutting knife across plastic. Repeat scoring until 1/3 through.

**Paso 1:
Medición y marcado**
Mida, coloque una abrazadera para sujetar el borde recto y pase el cuchillo para marcar a largo del plástico. Repita el proceso de marcado hasta penetrar un 1/3 del grosor.



**Step 2:
Snap Off**
Hang scrap portion over edge of workbench, apply gentle downward pressure to break off.

**Paso 2:
Desprendimiento**
Deja que la parte que va a desecho cuelgue sobre el borde de la mesa de trabajo y aplique presión leve hacia abajo para desprenderla.

See reverse side for care and cleaning
See reverse side for care and cleaning