



SAVING WATER MAKES SENSE



NEOPERL® Retail Water Conservation

NEOPERL®

flow, stop and go®

0.35 gpm & 0.5 gpm Ultra Saving Faucet Aerators



Regular PCA® Mikado 0.35 gpm Spray Insert with 2 Washers
1 pack - Store SKU 1002089134
2 pack - Online SKU 300180320



Regular PCA® 0.5 gpm Spray Insert with 2 Washers
1 pack - Online SKU 203673083



Regular Male PCA® 0.5 gpm Spray
1 pack - Online SKU 203673082
6 pack - Online SKU 204690120



Regular Female PCA® 0.5 gpm Spray
1 pack - Online SKU 203673081
6 pack - Online SKU 204690119



Dual Thread PCA® 0.5 gpm Spray
1 pack - Store SKU 1000019098
1 pack - Online SKU 203673080
6 pack - Online SKU 204690117
50 pack - Online SKU 204690118



Dual Thread PCA® 0.5 gpm Spray Brushed Nickel
50 pack - Online SKU 316884093★



Vandal Proof Female PCA® 0.5 gpm Spray
40 pack - Online SKU 316899291★



Small Male PCA® 0.5 gpm Spray
1 pack - Online SKU 303488026
6 pack - Online SKU 303489151

Meets California kitchen and lavatory requirements.



Replacing old, inefficient faucet aerators with WaterSense labeled models can save the average family nearly 11,000 gallons of water over the faucets' lifetime.

1.0 gpm Super Water Saving Aerators



Regular PCA® Aerator Insert with 2 Washers
1 pack - Online SKU 203673018



Regular Male PCA® Aerator
1 pack - Online SKU 203673058



Regular Female PCA® Aerator
1 pack - Online SKU 203673057



Regular Dual Thread PCA®
50 pack - Online SKU 316883954★



Dual Thread PCA® Spray
1 pack - Store SKU 706083
1 pack - Online SKU 203673002
6 pack - Online SKU 316883956★
50 pack - Online SKU 316884927★



Vandal Proof Female PCA® 1.0 gpm Spray
40 pack - Online SKU 316899289★



Small PCA® Aerator Insert with 2 Washers
1 pack - Online SKU 303486738

Meets California kitchen and lavatory requirements.

★ = Newly added item

1.2 gpm Super Water Saving Aerators



Regular PCA® Mikado Spray Insert
with 2 Washers
2 pack - Online SKU 308910520



Regular PCA® Aerator Insert
with 2 Washers
1 pack - Store SKU 1001533848
1 pack - Online SKU 206587640



Regular SLC® Aerator Insert
with 2 Washers
1 pack - Store SKU 1001533902
1 pack - Online SKU 206590046



Regular Male PCA® Aerator
1 pack - Store SKU 1001533807
1 pack - Online SKU 206584479



Regular Female PCA® Aerator
1 pack - Store SKU 1001533834
1 pack - Online SKU 206587043



Dual Thread PCA® Aerator
1 pack - Store SKU 1001533836
1 pack - Online SKU 206587236
6 pack - Store SKU 1001533908
6 pack - Online SKU 206592444



Dual Thread PCA® Laminar Aerator
1 pack - Store SKU 1001533843
1 pack - Online SKU 206587521



Dual Thread Polished Brass Aerator
1 pack - Online SKU 206592438



Dual Thread Brushed Nickel Aerator
1 pack - Store SKU 1001533846
1 pack - Online SKU 206587629



Small Male PCA® Aerator
1 pack - Store SKU 1001533904
1 pack - Online SKU 206590070



Small Female PCA® Aerator
1 pack - Online SKU 206592480

Meets California kitchen and residential bathroom requirements.

Stream type and flow:

Choose the right one for your needs



Aerated streams introduce air into the water stream to produce a larger white stream, soft to the touch and non-splashing. Aerated streams are the usual choice for residential faucet.



Laminar stream straighteners produce a crystal clear and non-splashing stream (no mix water/air).



A **Spray** device is used to produce a miniature shower pattern to provide full coverage of the hands during washing when the water pressure is too low to produce an aerated or laminar stream. Recommended for use in bathroom.

Faucet Aerator Gender:

The right faucet aerator for the right fit.



← Female Spout

← Male Aerator

Male Spout →

Female Aerator →



- Male housing fits faucets with inside threads.
- Female housings fits faucet with outside threads.

Tip:





Dual thread housings fit regular size faucets with inside or outside threads.

1.5 gpm Water Saving Aerators



 <p>Regular PCA® Aerator Insert with 2 Washers 1 pack - Online SKU 203673064</p>	 <p>Regular Male PCA® Aerator 1 pack - Online SKU 203673063 6 pack - Online SKU 204690121</p>	 <p>Regular Female PCA® Aerator 1 pack - Online SKU 203673062 6 pack - Online SKU 204690122</p>	 <p>Regular Dual Thread PCA® Aerator 1 pack - Online SKU 203673061 6 pack - Online SKU 204690123 50 pack - Online SKU 204690124</p>
 <p>Regular PCA® SSR Aerator Insert with 2 Washers 1 pack - Online SKU 203673079</p>	 <p>Regular Male PCA® SSR Aerator 1 pack - Online SKU 203673078</p>	 <p>Regular Female PCA® SSR Aerator 1 pack - Online SKU 203673077</p>	 <p>Dual Thread Polished Brass Aerator 1 pack - Store SKU 706116 1 pack - Online SKU 203673003</p>
 <p>Regular PCA® Auto Clean Aerator Insert with 2 Washers 1 pack - Online SKU 203673074</p>	 <p>Regular Male PCA® Auto Clean Aerator 1 pack - Online SKU 203673076</p>	 <p>Regular Female PCA® Auto Clean Aerator 1 pack - Online SKU 203673075</p>	 <p>Regular Dual Thread PCA® Auto Clean Aerator 1 pack - Online SKU 203673073</p>
 <p>Regular Aerator Insert with 2 Washers 1 pack - Store SKU 704862 1 pack - Online SKU 203672994</p>	 <p>Regular Male Aerator 1 pack - Store SKU 704994 1 pack - Online SKU 203672995</p>	 <p>Regular Female Aerator 1 pack - Store SKU 705060 1 pack - Online SKU 203672996</p>	 <p>Dual Thread Aerator 1 pack - Store SKU 705654 1 pack - Online SKU 203672997 6 pack - Store SKU 706347 6 pack - Online SKU 203673006</p>
 <p>Regular SLC® Aerator Insert with 2 Washers 1 pack - Store SKU 704136 1 pack - Online SKU 203672993</p>	 <p>Small PCA® Aerator Insert with 2 Washers 1 pack - Online SKU 203673065</p>	 <p>Tom Thumb® PCA® Aerator Insert with 2 Washers 1 pack - Online SKU 203673066</p>	 <p>Dual Thread Laminar Aerator 1 pack - Store SKU 705918 1 pack - Online SKU 203673000</p>
 <p>Dual Thread Brushed Nickel Aerator 1 pack - Store SKU 706149 1 pack - Online SKU 203673004</p>	 <p>Small Male Aerator 1 pack - Store SKU 705852 1 pack - Online SKU 203672998</p>	 <p>Small Female Aerator 1 pack - Store SKU 705885 1 pack - Online SKU 203672999</p>	 <p>Regular Dual Thread PCA® SLC® Aerator 1 pack - Online SKU 303490592</p>

Meets California kitchen and residential bathroom requirements.

 <p>In addition to flow restricted aerators, NEOPERL also offers a pressure compensating (PCA®) faucet aerator that maintains a constant and comfortable water flow, for use in the kitchen or bathroom.</p>	 <p>NEOPERL's SLC® is the only faucet aerator with a silicone tip to eliminate lime and scale build up. Simply rub the bottom of the aerator with the tip of your finger.</p>	 <p>With NEOPERL's SSR faucet aerators, you can easily adjust the stream direction and eliminate splashing from the curvature of the sink.</p>	 <p>The PCA® Auto Clean, accumulates the sediments in the dome screen until the faucet is shut off. The sediments will be flushed within the first few seconds after the faucet is turned on.</p>
---	--	---	--

1.5 gpm Water Saving Aerators




Regular Vandal Proof Female PCA® Aerator
40 pack - Online SKU 316899325 ★

Meets California kitchen and residential bathroom requirements.
 ★ = Newly added item

1.8 gpm Standard Flow Aerators



Spring-Flo® Ultra Dual Thread Aerator
1 pack - Store SKU 1001533839
1 pack - Online SKU 206587420



Dual Thread PCA® Aerator
1 pack - Store SKU 1001533837
1 pack - Online SKU 206587303

Meets California kitchen requirements.

Faucet Aerator Size:

Do you need a regular, small, or Tom Thumb® faucet aerator?



Tip:

If your faucet aerator housing is in good condition you can replace the insert only.

2.2 gpm Standard Flow Aerators

 <p>Regular PCA® Aerator Insert with 2 Washers 1 pack - Online SKU 203673072</p>	 <p>Regular PCA® SLC® Aerator Insert with 2 Washers 1 pack - Online SKU 203673050</p>	 <p>Tom Thumb® PCA® Insert with 2 Washers 1 pack - Online SKU 203673067</p>	 <p>Regular Male PCA® Aerator 1 pack - Online SKU 203673071 6 pack - Online SKU 204690125</p>
 <p>Regular Female PCA® Aerator 1 pack - Online SKU 203673069 6 pack - Online SKU 204690126</p>	 <p>Dual Thread PCA® Aerator 1 pack - Online SKU 203673068 6 pack - Online SKU 204690135 50 pack - Online SKU 204690136</p>	 <p>Spring-Flo® Ultra Dual Thread Aerator 1 pack - Store SKU 591805 1 pack - Online SKU 203673038</p>	 <p>Dual Thread Aerator 1 pack - Store SKU 591792 1 pack - Online SKU 203673039</p>

Not for sale in California, Hawaii, or Washington.

Specialty Aerators



 <p>On/Off Dual Thread Chrome 1.2 gpm 1 pack - Online 206592568 1.5 gpm 1 pack - Online 203673043</p>	 <p>On/Off Dual Thread Brushed Nickel 1.5 gpm 1 pack - Online 203673044</p>	 <p>0.5-1.5 gpm Dual Flow Dual Thread 1 pack - Online 206592545</p>	 <p>0.5-2.2 gpm Dual Flow Dual Thread 1 pack - Store 703476 1 pack - Online 203672990</p>
---	---	---	---

Product trickles in up position to relieve water pressure, turn off faucet at handle.

Meets California kitchen requirements.

2.2 gpm Not for sale in California, Hawaii, or Washington.

1.2 gpm & 1.5 gpm Water Saving Swivels



 <p>Classic Flotalia Swivel Spray 1.5 gpm 1 pack - Store 706182 1.5 gpm 1 pack - Online 203673005</p>	 <p>Softgrip Double Swivel 1.2 gpm 1 pack - Store 1001551783 1.2 gpm 1 pack - Online 206592648 1.5 gpm 1 pack - Store 461713 1.5 gpm 1 pack - Online 203673041</p>	 <p>Dual Thread On/Off Swivel 1.2 gpm 1 pack - Store 1001533850 1.2 gpm 1 pack - Online 206587876 1.5 gpm 1 pack - Store 792708 1.5 gpm 1 pack - Online 203673045</p>	 <p>Flotalia Swivel Spray 1.2 gpm 1 pack - Online 206664624</p>
--	--	---	---

Meets California kitchen requirements.

1.8 gpm & 2.2 gpm Standard Flow Swivels

 <p>Dual Thread Swivel 1.8 gpm 1 pack - Store 1001533841 1.8 gpm 1 pack - Online 206587470 2.2 gpm 1 pack - Store 703113 2.2 gpm 1 pack - Online 203672989</p>	 <p>Dual Thread Swivel Brushed Nickel 1.8 gpm 1 pack - Store 1001533898 1.8 gpm 1 pack - Online 206587908 2.2 gpm 1 pack - Store 701925 2.2 gpm 1 pack - Online 203672987</p>	 <p>Dual Thread Swivel 1.8 gpm 1 pack - Store 1001533844 1.8 gpm 1 pack - Online 206587542 2.2 gpm 1 pack - Store 702750 2.2 gpm 1 pack - Online 203672988</p>
---	---	--

1.8 gpm meets California kitchen requirements.

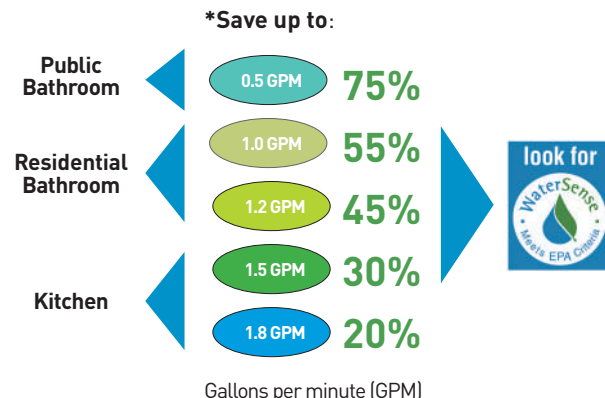
2.2 gpm Not for sale in California, Hawaii, or Washington.

Flow rate

Choose the right one for your needs

Tip:

Lowering your flow rate helps you reduce water use in your home and save money on water bills. If you are in California or Hawaii, water laws state you can only order a 1.8 gpm for your kitchen, 1.2 gpm for residential bathroom and 0.5 gpm for a public bathroom.



* Water savings based on national standard of 2.2 gpm.

Specialty Aerators



1.2 gpm Household Kit

4 - Regular Aerator Inserts;
8 - Regular Washers (4 male &
4 female); 1 - Aerator Wrench

1 pack- Store SKU 1001533901

1 pack- Online SKU 206590036



1.5 gpm Household Kit

4 - Regular Aerator Inserts;
8 - Regular Washers (4 male &
4 female); 1 - Aerator Wrench

1 pack- Store SKU 705951

1 pack- Online SKU 203673001

NEOPERL® products meet all the requirements for non-toxicity developed and recognized at the national level by NSF International for public health and safety. NEOPERL® products are tested and listed directly at NSF's labs.



1.2 gpm Water Saving Value Pack

1 - Double Swivel;
2 - Dual Thread Aerators

1 pack- Online SKU 206592425

1.5 gpm Water Saving Value Pack

1 - Double Swivel;
2 - Dual Thread Aerators

1 pack- Store SKU 741372

1 pack- Online SKU 203673040



Certified to
NSF/ANSI 61-G



1.2 gpm Advantage Pack

1 - Softgrip Swivel;
2 - Dual Thread Aerators

1 pack- Online SKU 206592472

1.5 gpm Advantage Pack

1 - Softgrip Swivel;
2 - Dual Thread Aerators

1 pack- Store SKU 797186

1 pack- Online SKU 203673042



Drought Kit

1 - 1.5 gpm Softgrip Swivel;
1 - 1.5 gpm Dual Thread Aerator;
1 - 2.0 gpm Shower Flow Controller
1 pack- Online SKU 203780172

1.2 gpm meets California residential bathroom requirements.

1.5 gpm meets California kitchen requirements.

Instructions



Insert installation:

1. Unthread old aerator from faucet and remove washer and insert.
2. Place new aerator insert into the original housing.
3. For housings with inside threads, use thinner washer. For housings with outside threads, use thicker washer.
4. Install onto spout by hand. If leak occurs, tighten more firmly.

Male or Female installation:

1. Unthread old aerator from faucet.
2. Install onto spout by hand. If leak occurs, tighten more firmly.



Dual thread installation:

1. Unthread old aerator from faucet.
2. For housings with inside threads, use thinner washer. For housings with outside threads, use thicker washer.
3. Install onto spout by hand. If leak occurs, tighten more firmly.



Shower Flow Controller installation:



1. Remove showerhead.
2. Apply plumber's tape to threads.
3. Install adapter onto spout by hand. Reconnect showerhead.
4. Turn on shower. If leak occurs, tighten more firmly.

Caché® Hidden Aerators

1.2 gpm Super Water Saving Hidden Faucet Aerators



Junior PCA® Caché® Aerator
with Key
2 pack - Online SKU 301338511



Tiny Junior PCA® Caché® Aerator
with Key
1 pack - Online SKU 311745014



Regular Laminar PCA® Caché®
Aerator with Key
1 pack - Online SKU 316883966★



Junior Laminar PCA® Caché®
Aerator with Key
2 pack - Online SKU 316883985★

★ = Newly added item



Tiny Junior Laminar PCA® Caché®
Aerator with Key
2 pack - Online SKU 316884013★



Tom Thumb® Laminar PCA®
Caché® Aerator with Key
2 pack - Online SKU 316884058★

Meets California kitchen and residential bathrooms requirements.

1.5 gpm Water Saving Hidden Faucet Aerators



Regular PCA® Caché®
Aerator with Key
1 pack - Store SKU 1001551246
1 pack - Online SKU 203673054



Junior PCA® Caché®
Aerator with Key
1 pack - Store SKU 1001551256
1 pack - Online SKU 203673052



Tiny Junior PCA® Caché®
Aerator with Key
1 pack - Online SKU 203673053



Tom Thumb® PCA® Caché®
Aerator with Key
2 pack - Online SKU 301680405



Delta® Hidden Aerator Kit with Key
1 pack - Store SKU 1001551284
1 pack - Online SKU 203673059



Moen® Hidden Aerator Kit with Key
1 pack - Store SKU 1001551263
1 pack - Online SKU 203673060

Meets California kitchen requirements.

2.2 gpm Standard Flow Hidden Faucet Aerators



Regular PCA® Caché® Aerator
with Key
1 pack - Online SKU 203673056



Junior PCA® Caché® Aerator
with Key
1 pack - Online SKU 203673055

Caché® installation instructions:

1. Use key to remove hidden aerator from spout.
2. Clean threads inside spout.
3. Use key to install the new hidden aerator.
4. Turn on faucet. If leak occurs, tighten more firmly.



Tip: Save your key for future use.

Caché® Keys



Caché® Keys
1 pack - Store SKU 1001843413
1 pack - Online SKU 300338400

Not for sale in California, Hawaii, or Washington.

What Caché® sizes are available?

Caché® models are available in 4 sizes and 2 custom models.
Use this simple coin chart to determine the size you need:



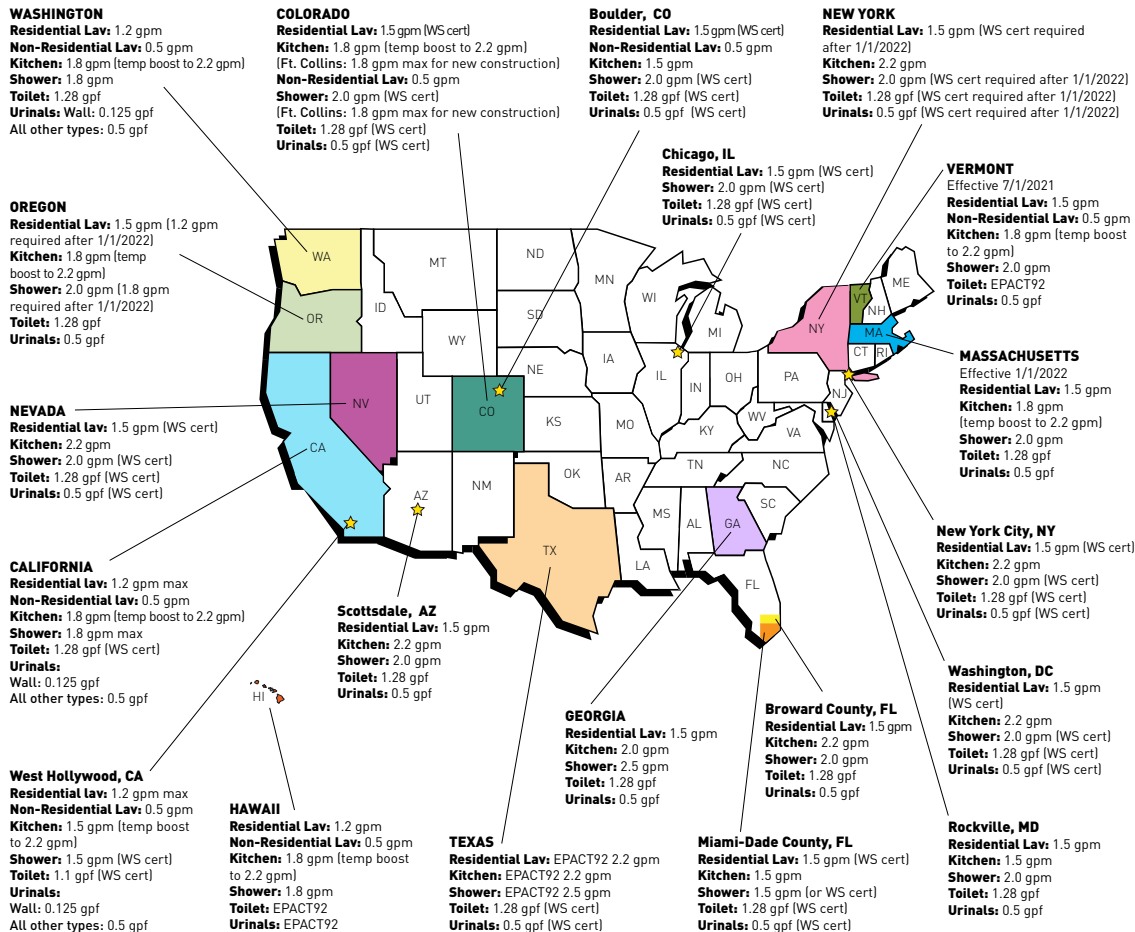
Hidden Aerator
Kit for Select
Delta® Faucets



Hidden Aerator
Kit for Select
Moen® Faucets





































Plumbing Flow Rates by State, County, and City



* Subject to change

Adapters & Fittings

 <p>Top: M15/16"-27+F55/64"-27 Bottom: Male 55/64"-27+3/4" hose 1 pack - Store SKU 571493 1 pack - Online SKU 203673019</p>   	 <p>Top: Female 55/64"-27 Bottom: Male 3/4" hose 1 pack - Store SKU 572798 1 pack - Online SKU 203673022</p>   	 <p>Top: Male 15/16"-27 Bottom: Male 55/64"-27 1 pack - Store SKU 576349 1 pack - Online SKU 203673020</p> 	 <p>Top: Male 13/16"-27 Bottom: Male 55/64"-27 1 pack - Store SKU 578956 1 pack - Online SKU 203673021</p> 
 <p>Regular Dual Thread Small Snap Fitting 1 pack - Online SKU 203673037</p>  	 <p>Top: Female 3/4"-27 Bottom: Male 55/64"-27 1 pack - Store SKU 590833 1 pack - Online SKU 203673024</p> 	 <p>Top: Female 3/4" garden hose Bottom: Male 55/64"-27 1 pack - Store SKU 589483 1 pack - Online SKU 203673025</p>   	 <p>Regular Dual Thread Large Snap Fitting 1 pack - Online SKU 203673026</p>  
 <p>Top: Male M24x1 + Female M22x1 Bottom: Male 55/64"-27 1 pack - Store SKU 599885 1 pack - Online SKU 203673046</p> 	 <p>Top: Female 13/16"-24 Bottom: Male 55/64"-27 1 pack - Store SKU 599904 1 pack - Online SKU 203673047</p> 	 <p>Top: Male 15/16" acetal Bottom: Male 55/64" acetal 1 pack - Online SKU 203673051</p> 	<p>Tip: Use icons to help identify the application.</p>  <p>Faucet</p>  <p>Portable Clothes Washer</p>  <p>Portable Dish Washer</p>  <p>Garden Hose</p>

Couplers

 <p>Small Snap Coupler with 3/4" hose thread outlet & Fitting 1 pack - Store SKU 1001551327</p>   	 <p>Large Snap Coupler with 3/4" hose thread outlet & Fitting 1 pack - Store SKU 1001843391</p>   	 <p>Small Snap Coupler with 3/4" hose thread outlet 1 pack - Online SKU 205379585</p>   	 <p>Large Snap Coupler with 3/4" hose thread outlet 1 pack - Online SKU 205379592</p>   
---	---	---	---

Caché® Adapters



Male M24x1 x Male 55/64"
Regular Caché® Adapter
1 pack - Online SKU 316899544 ★



Male M21.5x1 x Male 55/64"
Junior Caché® Adapter
1 pack - Online SKU 316899543 ★



Male M18.5x1 x Male 55/64"
Tiny Junior Caché® Adapter
1 pack - Online SKU 316899540 ★



Male M16.5x1 x Male 55/64"
Tom Thumb® Caché® Adapter
1 pack - Online SKU 316899539 ★



★ = Newly added item

Installation instructions for male or female adapters:

1. Remove old aerator from faucet. Use wrench if necessary.
2. Remove any old washers that might be caught inside the spout.
3. Clean the threads on faucet for easier installation.
4. Install onto spout by hand.
5. Connect appliance with relevant threads.
6. Turn on faucet. If leak occurs, tighten more firmly.

Installation instructions for dual thread adapters and fittings:

1. Remove aerator from faucet. If a wrench is necessary, place cloth over aerator to prevent damage.
2. Remove any old washers that might be caught inside the spout.
3. Clean the threads on faucet.
4. For faucets with outside threads, remove thicker washer. For faucets with inside threads, leave thicker washer in place. Install adapter onto spout by hand.
5. Connect appliance with relevant threads.
6. Turn on faucet. If leak occurs, tighten more firmly.

Small Coupler and Fitting Instructions:



1 Remove aerator from faucet. Remove fitting from coupler by pressing down on the plastic ring.



2 Attach fitting. Faucets with outside threads remove thick washer, inside threads leave both washers in place.



3 Press down on the plastic ring and slide onto fitting. Release the plastic ring, the coupler should click into place.



4 Attach hose [sold separately] to coupler.

Large Coupler and Fitting Instructions:



1 Remove aerator from faucet. Remove fitting from coupler by pressing down on the plastic ring.



2 Attach fitting. Faucets with outside threads remove thick washer, inside threads leave both washers in place.



3 Press down on the plastic ring and slide onto fitting. Release the plastic ring, the coupler should click into place.



4 Attach hose [sold separately] to coupler.



NEOPERL, Inc.
171 Mattatuck Heights Road
Waterbury, CT 06705 USA
www.neoperl.com/consumer

Retail Sales Customer Support
Tel: 203-756-8451
Fax: 203-757-5512
E-mail: retail.sales@neoperl.com
retail.support@neoperl.com