




Placement



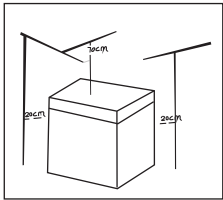
- Before using the freezer, remove all packaging materials including bottom cushions and foam pads and tapes inside the freezer, tear off the protective film on the door and the freezer body.



- The freezer should be placed in a well-ventilated indoor place; the ground shall be flat, and sturdy.




- Keep away from heat and avoid direct sunlight. Do not place the freezer in moist or watery places to prevent rust or reduction of insulating effect.



- The top space of the freezer shall be greater than 70cm, and the distances from both sides and backside shall be more than 20cm to facilitate heat dissipation.

START TO USE



- The freezer shall stay for half an hour before connecting power when it is firstly started.
- The freezer shall run 2 to 3 hours before loading fresh or frozen foods; the freezer shall run for more than 4 hours in summer in advance considering that the ambient temperature is high.