

LET'S GET *connected*

We make it easy to connect to your product from anywhere.

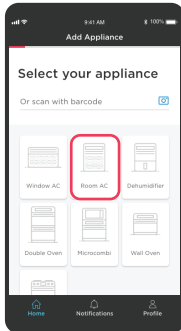
Step 1: Download our free Frigidaire app.




Choose the berry-colored icon.



Step 2: Open the app and follow the prompts to connect.



Tips

- Have your home wifi and password ready.
- On your product's control panel, press and hold the **connect** or  button until it beeps and the symbol begins to blink.

Some controls may vary slightly. Check your Use & Care Guide.

Step 3: *Enjoy* the convenience to control and monitor from anywhere!

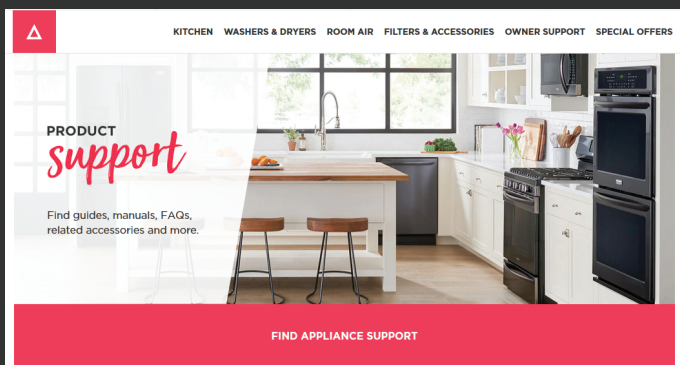
WE'RE HERE TO *help*



CONNECTION CHECKLIST

- The app requires Apple iOS 8.0x or Android 5.0x OS or later.
- You'll need a secure, password-protected 2.4 GHz internet connection on a WPA/WPA2 compliant network.
- Your wifi router should support IEEE 802.11 b/g/n.
- When setting up your connection, make sure you are close to the appliance.
- Always use a valid email address.

PRODUCT *support*



HAVING TROUBLE?



Check out our Owner Support and FAQs on Frigidaire.com



Call us at (800) 374-4432



Email us:
SmartHelp.US@frigidaire.com
any time!

FRIGIDAIRE

Apple, the Apple logo and iPhone are trademarks of Apple Inc. registered in the U.S. and other countries. App Store is a service mark of Apple Inc. Google Play is a trademark of Google Inc.

A1902390T REV A 2019/09