

Tips for Easy Spot Removal

The following three solutions will be required with a dry cleaning solvent and some absorbant cloth or tissue:

- 1) **Detergent Solution:** One teaspoonful of a neutral detergent such as "Woolite" to 1/2 pint (1/4 liter) of warm water
- 2) **Detergent/Vinegar Solution:** Add one teaspoonful of White Vinegar to the Detergent Solution
- 3) **Ammonia Solution:** One tablespoon of household ammonia to one cup of warm water

Test the solution on a small area, then tackle the stain by working from the outer edge towards the center. Check for color fastness prior to carrying out any wet process on your carpet.

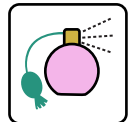
Blot up the surplus spillage. Use Detergent/Vinegar solution. Work from the outer edge of the stain, using a little at a time and blotting up with dry cloths frequently.



Alcohol/Wines




Coffee



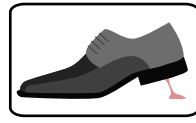
Perfume



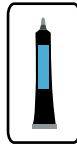
Pet Stains



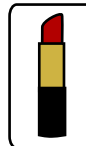
Tea



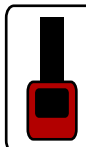
Chewing Gum



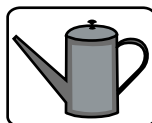
Grease



Lipstick




Nail Polish



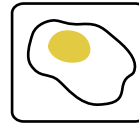
Oil

Scrape up excess with a blunt knife. Use Dry Cleaning Solvent followed by Detergent/Vinegar solution. Blot dry.

Scrape up excess with a blunt knife. Use Detergent solution, starting at the outer edge and blotting dry. Follow with Ammonia solution. Blot dry.



Chocolate



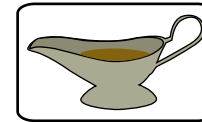
Egg



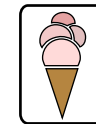
Fruit



Glue




Gravy



Ice-cream




Wax



Grass

Blot up the surplus spillage. Use Detergent solution, starting at the outer edge and blotting dry. Follow with Ammonia solution. Blot dry.



Soft Drinks

*Momeni hereby specifically disclaims any and all liability expressed or implied from use of the above methods. Recipients acknowledge full responsibility for any damages or problems caused by the use of the above methods. Professional rug cleaning is always recommended.