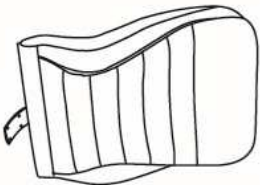

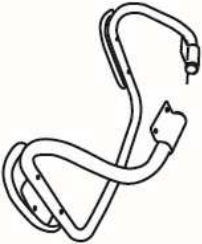
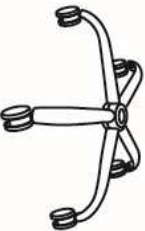




IMPORTANT NOTICE:
HARDWARE PACKAGE IS ATTACHED
ON THE BOTTOM OF SEAT CUSHION.

MODEL: B991 B992

(1)	(2)	(3)
 Back	 Seat & Mechanism	 Arm Frame
(4)	(5)	
 L370 W/Casters	 Knee Tilt Gas Lift	
(A)-4pcs (B)-1pcs (C)-1pcs (D)-8pcs (E)-1pcs		

Insert and loosely tighten all screws. When assembly is completed, fully tighten all screws before using. This chair is only intended for sitting. Any other use will void the warranty.

