

Features

- Traditional lever handles allows for both volume and temperature control.
- 15 gpm (56.8 l/min) @ 45 psi.
- 9-5/8" (244 mm) diverter spout.
- Traditional handshower with 60" (1524 mm) hose.
- 1/2" (13mm) quarter-turn washerless ceramic disc valves.
- Height base: 1-13/16" (46mm) base to outlet.

Material

- Premium metal construction.
- KOHLER finishes resist corrosion and tarnishing.

Installation

- Floor or wall-mount installation.

Required Accessories

K-126 Riser Tubes

or

K-127 Riser Tubes

Optional Accessories

K-101 Wall-mount Adapter Kit



Codes/Standards

ASME A112.18.1/CSA B125.1

DOE - Energy Policy Act 1992

EPA WaterSense®





California Energy Commission (CEC)

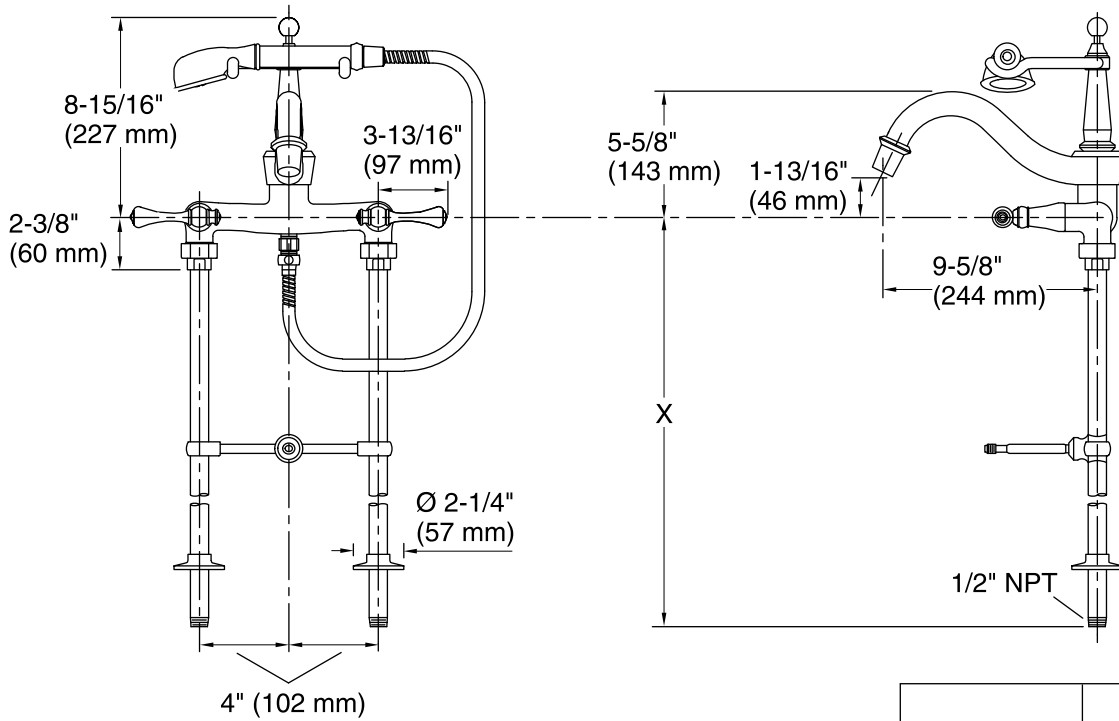
KOHLER® Faucet Lifetime Limited Warranty

See website for detailed warranty information.

Available Color/Finishes

Color tiles intended for reference only.

Color	Code	Description
	CP	Polished Chrome
	PB	Vibrant® Polished Brass
	BN	Vibrant® Brushed Nickel
	BV	Vibrant® Brushed Bronze



	X
K-126, K-127	27-7/8" (708 mm)
K-128	31-1/2" (800 mm)

Technical Information

All product dimensions are nominal.

Handshower:

Rated maximum flow: 1.75 gal/min (6.6 l/min)

Pressure: 80 psi (5.5 bar)

Notes

For use with automatic compensating valves rated at 1.3 gal/min (4.9 l/min) or less.

Install this product according to the installation instructions.