


30.473" REPEAT

NO ADDITIONAL
TOPSOIL REQUIRED



MULCH



FERTILIZER



GRASS SEED

PENNINGTON

WINTER LAWN
3-IN-1

PERENNIAL RYEGRASS
WITH MULCH & FERTILIZER



0 21496 02751 7

PENNINGTON

WINTER LAWN
3-IN-1

PERENNIAL RYEGRASS

WITH MULCH & FERTILIZER

Pennington® Winter Lawn 3-in-1 makes it easy to keep your lawn looking lush and green all winter long. Everything that you need is pre-mixed and ready to use all in one bag. Simply apply, water, and watch it grow. Our special mix of premium Pennington® Smart Seed® grass seed, unique overseeding mulch and fertilizer promotes efficient spreading while providing the essential nutrients to grow thick, vigorous grass.

- Premium Pennington® Smart Seed® — drought tolerant grass seed that will save you 30% more water for the life of your lawn*
- Stabilized release fertilizer — provides feeding for up to eight weeks
- Unique overseeding mulch — designed to optimize coverage and dispersal of the seed for a consistent, thick lawn

3 SIMPLE STEPS



PREPARE:

For best results, spread Pennington® Winter Lawn 3-in-1 only after nighttime temperatures drop consistently below 65°F (19°C) and your existing lawn begins to slow in growth and go dormant losing its existing green color.

Scalp existing lawn by cutting at the lowest setting possible on your mower. Rake the planting area to loosen soil, and remove debris and grass clippings.

Corte el césped lo más corto posible con la posición más baja de la podadora. Rastriille la zona de plantación para aligerar la tierra y retirar las escorias y recortes de césped.



APPLY:

Adjust spreader to highest setting and apply Pennington® Winter Lawn 3-in-1 beginning at the yard's perimeter working your way in as your passes continue.

For best results, overlap passes by at least 1/2 the width of your spreader to ensure maximum coverage when using a drop spreader.

Repeat application in the opposite direction to form a cross hatch pattern. Continue process until the entire 500 square foot area of lawn is covered.

APLICACIÓN:

Ajuste el esparcidor con la posición más alta y coloque Pennington® Winter Lawn 3-in-1 con pasadas desde el perímetro del patio hacia adentro.

Para obtener mejores resultados, superponga sus pasadas por al menos 1/2 del ancho de su esparcidor para asegurar una cobertura máxima cuando utilice un esparcidor de caída. Repita la aplicación en la dirección opuesta para formar un patrón cruzado.



WATER (THE MOST IMPORTANT STEP):

Keep the area moist by watering the lawn twice daily with a light application for the first 4 days. On the 5th day, begin watering heavier every other day for 5 days. Once complete, water as needed to prevent wilting.

RIEGO (EL PASO MÁS IMPORTANTE):

Mantenga la tierra y las semillas húmedas regando el césped dos veces al día de forma ligera durante los primeros 4 días. El quinto día, comience a regar con más potencia día por medio durante 5 días más. Una vez que el proceso esté completo, riegue según sea necesario para evitar el marchitamiento.

BEST TIME TO PLANT SEED

- The best time to plant your winter lawn is after nighttime temperatures drop consistently below 65°F
- Grass seed germinates and establishes best when average daily temperatures are between 60°F and 80°F

PLANTING SPECIFICATIONS

OPTIMAL RESULTS

RATE: 6 lb./100 sq. ft., (10 ft. x 10 ft. area)

Coverage: Up to 500 sq. ft.

Traffic Tolerance: Excellent

Seedling Emergence: 7-21 days

Light Required: Full Sun

Recommended Mowing Height: 3"

ADDITIONAL CARE TIPS

- Conduct a soil test to determine pH level and add soil amendments accordingly for optimal lawn development
- Once your grass is 1/3 taller than the recommended mowing height you may begin mowing
- Once turf is established (4-6 weeks after planting), begin an annual fertilization maintenance program

IMPORTANT: Applying weed control products to grass prior to seeding can affect the seeds' ability to grow. Be sure to read and follow all manufacturer's recommendations and application instructions prior to applying any weed control products and prior to seeding. Additionally, do not apply any weed control products to newly seeded areas until grass is established and has been mowed at least 3 or 4 times. Once newly seeded areas are established, you can begin a regular feeding schedule.

PENNINGTON. THE GRASS IS GREENER.®

We work hard every day to cultivate the best grass seed products available, so you can repair your yard with peace of mind. Our grass seed is bred to not only look better but also be water-efficient and disease-resistant.



WE STAND BEHIND
OUR PRODUCTS.

If you are not satisfied, please let us know why and contact us about a refund. Keep your bag and proof of purchase.

MAIL TO:
Pennington Seed, Inc.
Customer Service Dept.
PO Box 290
Madison, GA 30650

CALL US:
1.800.295.5500
WEBSITE:
pennington.com

*See ordinary seed.

NOTICE: The color green as applied to grass seed is a registered trademark that is registered in the U.S. Patent Trademark Office by Pennington Seed, Inc. Pennington uses the safest colorant available.


Apply only to actively growing turf. Do not apply near water, storm drains, or drainage ditches. Do not apply if heavy rain is expected. Apply this product only to your lawns/grass, and remove any product that lands on the driveway, sidewalk, or street, back into your lawns/grass. Check with your local cooperative extension agency to obtain specific information on local turf best management practices. Check with your county or city government to determine if there are local regulations for fertilizer use.

NOTICE: Arbitration/mediation/moderation required by several states. Under the seed laws of several states, arbitration, mediation, or conciliation is required as a prerequisite to maintaining a legal action based upon the failure of seed, to which this notice is attached, to provide as represented. The consumer shall file a complaint along with the required filing fee with the commissioner/deputy secretary of agriculture, seed commissioner, or chief agricultural officer within such a time as to permit inspection of the crops by the designated agency and the evidence from when the seed was purchased. A copy of the complaint shall be sent to the seller by certified or registered mail or as otherwise provided by state statute.

CENTRAL
GARDEN & PET

Pennington with design, Pennington, Smart Seed, and The Grass is Greener are trademarks of Pennington Seed, Inc. Central Garden & Pet and Central Garden & Pet with design are trademarks of Central Garden & Pet Company.

300533351
PS324_V9



0 21496 02751 7

PENNINGTON
WINTER LAWN
3-IN-1
PERENNIAL RYEGRASS
WITH MULCH & FERTILIZER

GRASS SEED



FERTILIZER



MULCH



NO ADDITIONAL
TOPSOIL REQUIRED



0 21496 02751 7

COMBINATION
GRASS SEED+FERTILIZER+MULCH

PENNINGTON

WINTER LAWN
3-IN-1

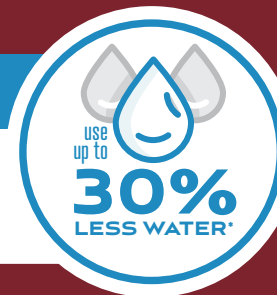
PERENNIAL RYEGRASS

WITH MULCH & FERTILIZER

NO ADDITIONAL TOPSOIL REQUIRED



DROUGHT RESISTANT
SEED REQUIRES 30% LESS WATER
FOR THE LIFE OF YOUR LAWN



EASY TO USE
APPLY BY HAND OR SPREADER

INCLUDES



GRASS SEED



FERTILIZER



MULCH

PENNINGTON WINTER LAWN
3-IN-1
PERENNIAL RYEGRASS
WITH MULCH & FERTILIZER

COVERS
UP TO 500 SQ.
FT.
NET WT. 30LBS
13.61 KG