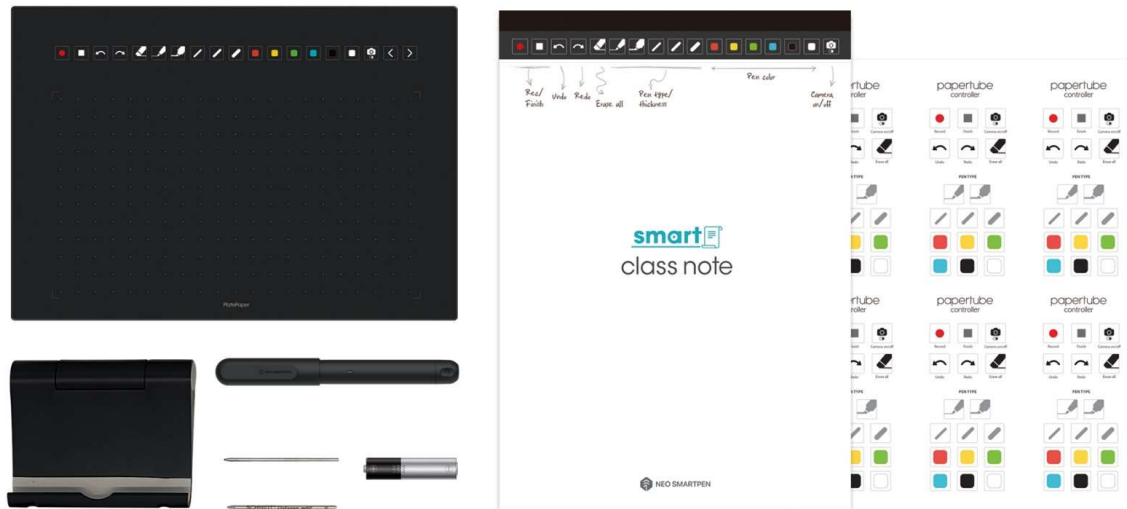
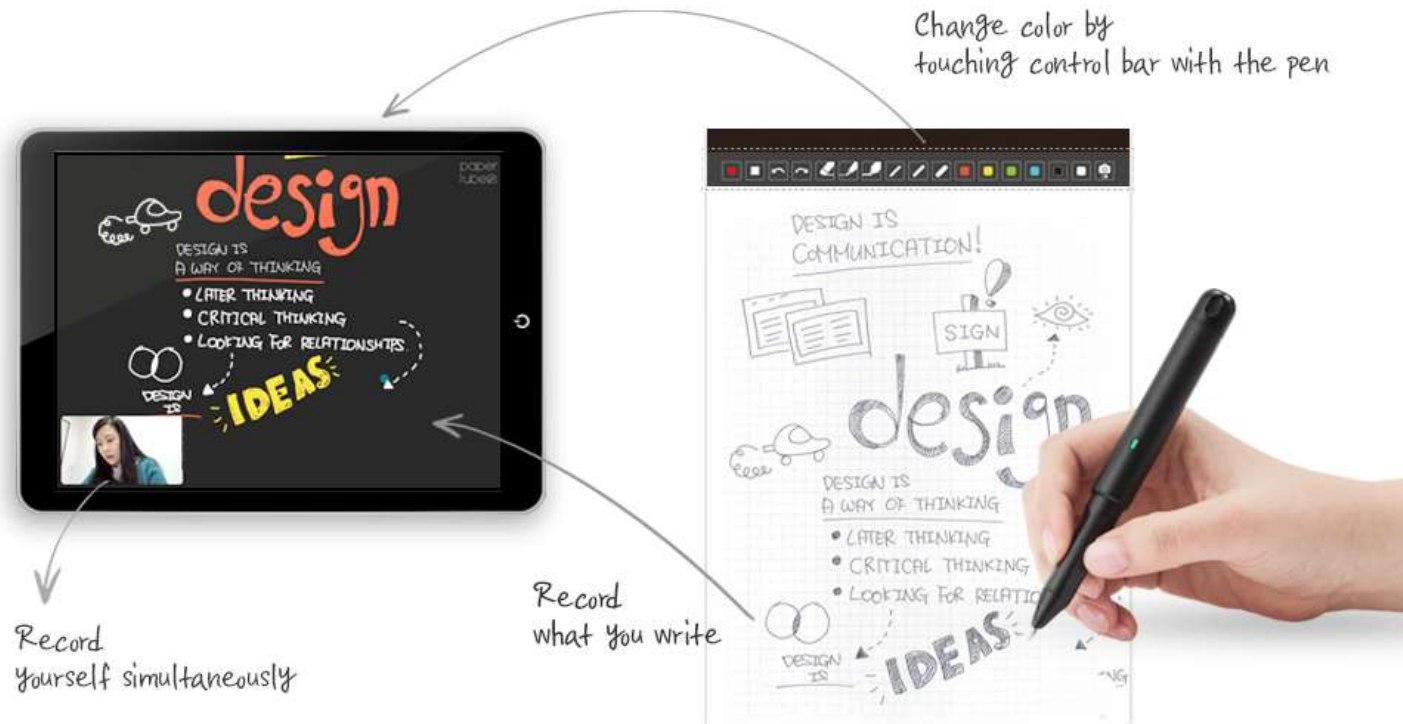


Create a Video with Pen & Paper



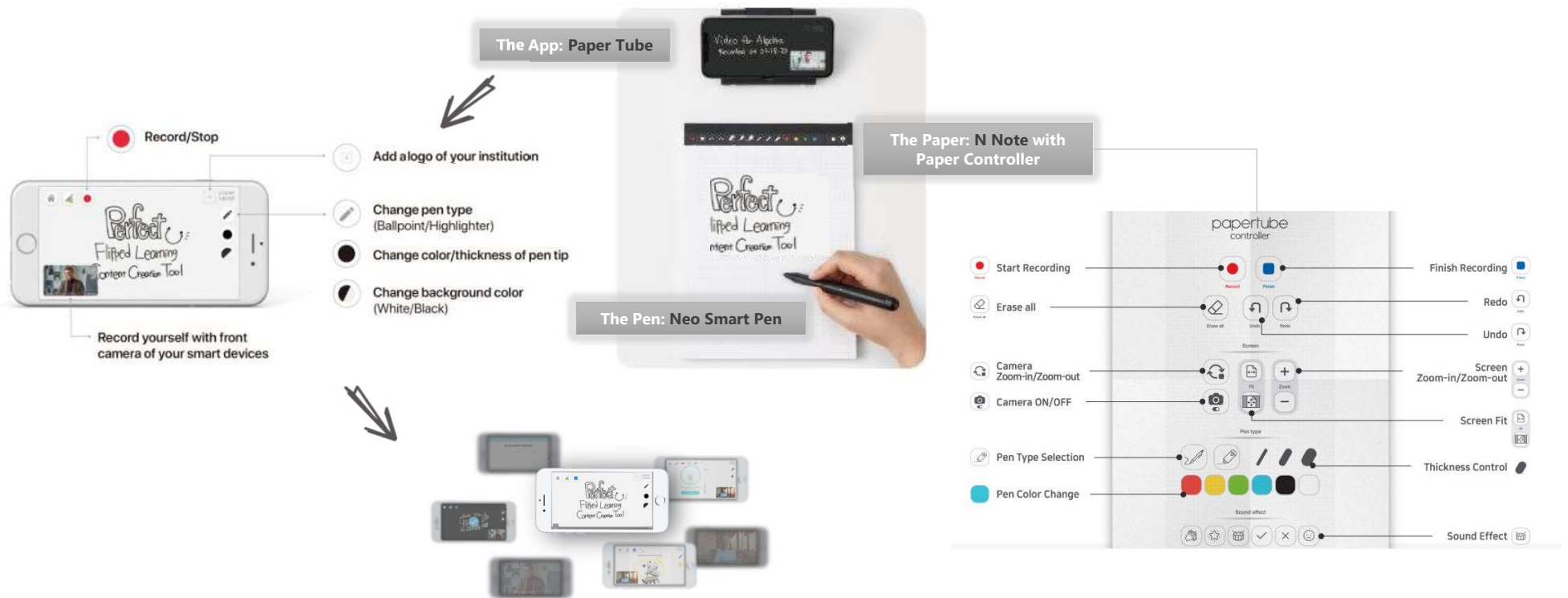
mungsube

What you write becomes a video.



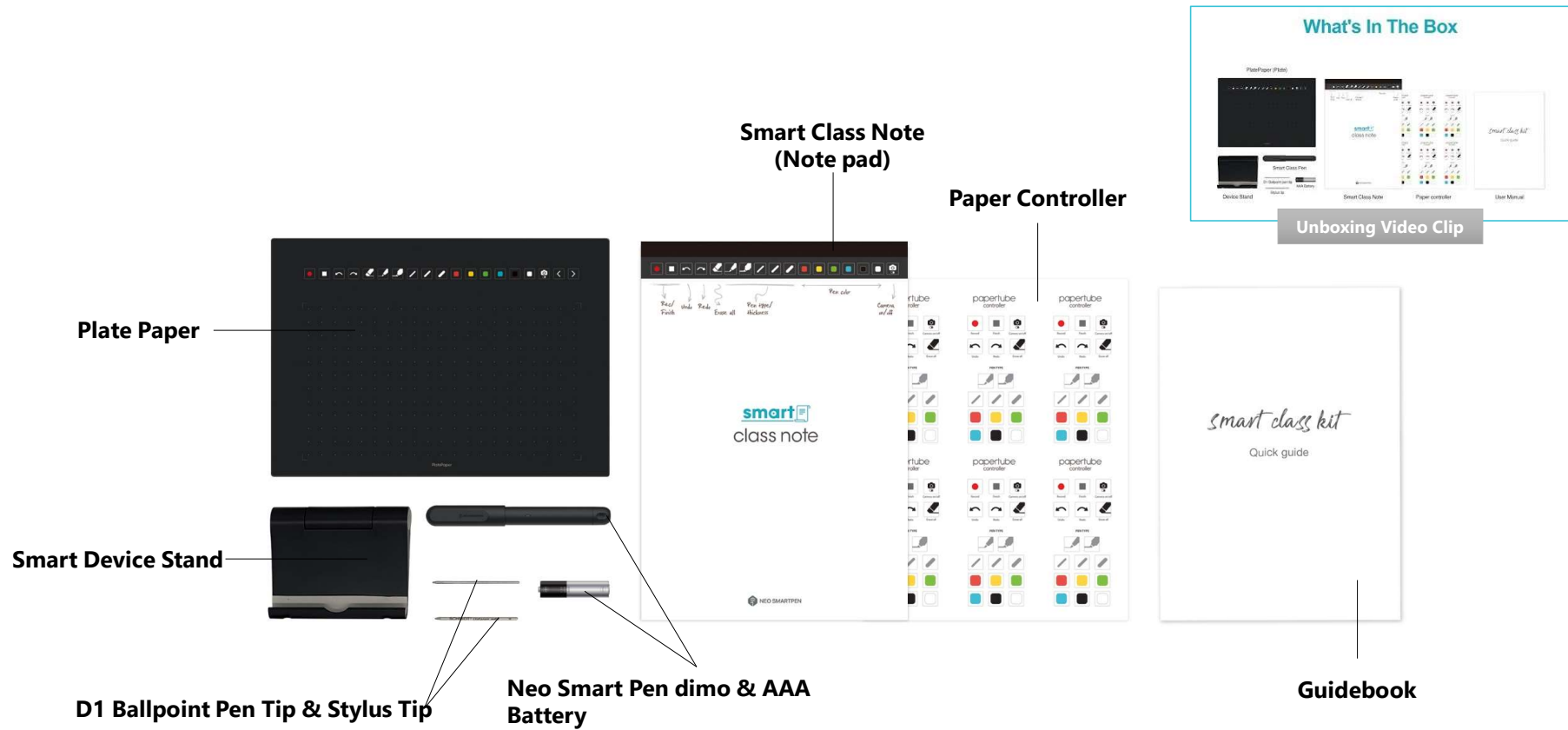
Don't waste your time setting up equipment and editing videos, just "grab" and "write", then a video is ready to share!

Pen, Paper, and the App: That's all you need.




Create a video anywhere, anytime, in under 5 minutes.
With the Smart Video Creating Kit, you can make a video in the most easy and simple way, using the most familiar tools: PEN & PAPER.

What's included in the Smart Class Kit.




Simple steps to create a video from scratch.

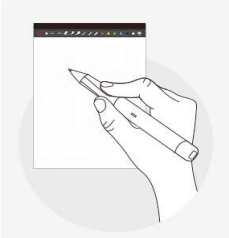
Blank mode (Note pad)



1
Run app(PaperTube)




2
Turn on the Smart Class Pen




3
Write onto the Smart Class Note


Plate mode (PDF/Jpeg files)




1
Run app(PaperTube)



2
Change tip
(ballpoint -> stylus)



3
Turn on the Smart Class Pen



4
Write onto the PlatePaper



EASY
Easy to use



SHORT
Short preparation time



LIGHT
Light & Portable



SAVE
Save in MP4 & PDF



SIMPLE
The most familiar tool,
Pen & Paper



QUICK
Make a video in under 5 minutes
(No rendering needed)

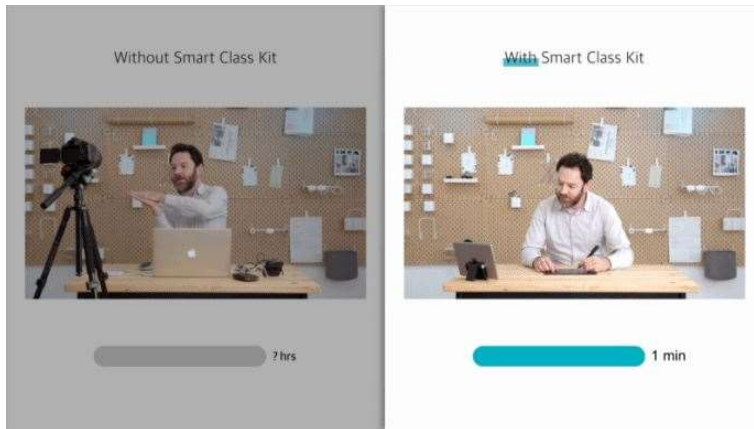


FREE APP
No subscription fee



RECORD YOURSELF
Show your expression

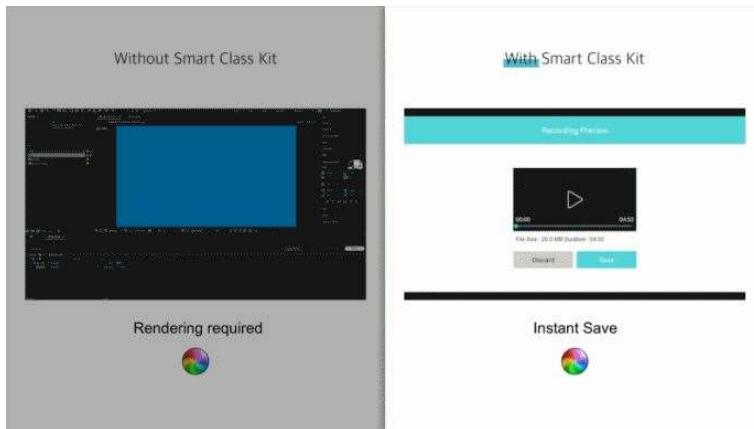
Simple & Easy.



Cost Saving & Time Saving

Traditionally to make a video, you need at least a PC, Screen-recording Software, Video Editing Software. With the Smart Video Creating Kit, you can have all the functionality with in one kit.

Without Smart Video Creating Kit, it can easily take 30 minutes to an hour to just get ready to start recording. While it only takes a minute with a Smart Class Kit. All you need is the Smart Class Pen, Smart Class Note, and your smart device.



Simple Sharing

Not like other video production tools,

Paper Tube creates the video once you have finished your recording. No rendering time needed.

Simple and easy to share your video via email, social media, etc.

More about the Smart Pen & Paper.



Smart class pen



Tight clip
Led indicator
Comfortable grip
Power on/off button

Battery replacement
Turn the battery cap counterclockwise and simply replace with the new battery.
* AAA Alkaline battery only
It can be used for a month based on one straight hour of use every day.



Pen tip replacement
Simply pull out used pen tip and replace with the new tip.
* Use D1 type pen tip only
D1 type tip can be easily found on Amazon.



Actual work on the Paper



Screenshot of the recorded video




Exported PDF

- With the **Smart Class Note**, you can create a video from scratch, just like when you explain something on a whiteboard.
- With the **Plate paper**, you can load PDF/Jpeg files from your device and write on top of them.

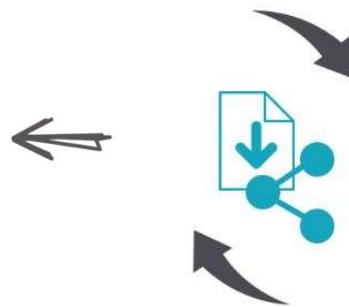
The Technology.



Tiny codes are imprinted on the PlatePaper/Smart Class Note.



Camera of the Smart Class Pen can read the code on the PlatePaper/Smart Class Note and send the location information to the App via bluetooth.



Change color/thickness/type of the pen tip by touching the icons on the PlatePaper/Smart Class Note with Smart Class Pen. You can trigger an action such as recording/stop, undo/redo, go to the previous page/next page of the loaded file(PDF/Jpeg) by touching the icons.



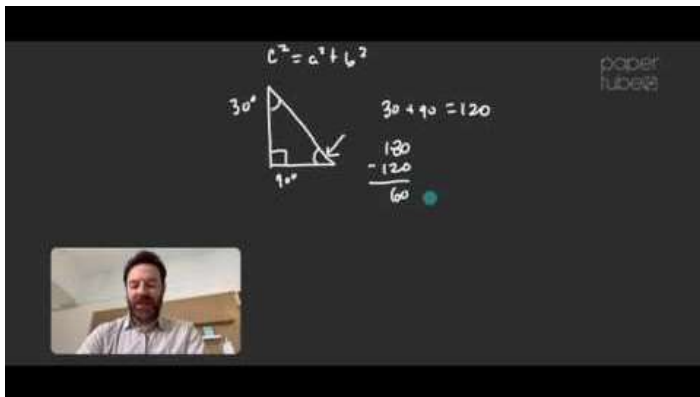
Useful Links.



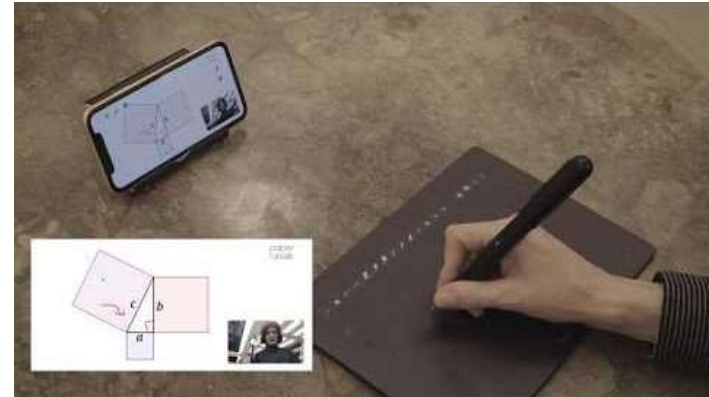
[Official Video](#)



[Testimonial](#)



[Blank Mode](#)



[Annotation Mode](#)



NEO SMARTPEN

