

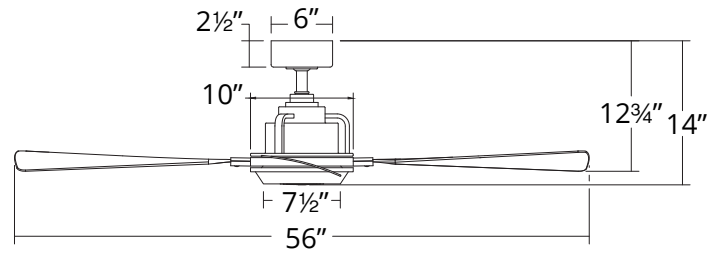
OSPREY

FR-W1817-56L

56" Ceiling Fan

MODERN FORMS

SMART FANS



PRODUCT DESCRIPTION

Pairing wood-finished blades with a polished metal housing is always a good idea, and it gives this fan a classic-meets-contemporary look that's perfect for transitional spaces. Powered by a highly efficient DC motor, the blades run extra quiet and save on energy costs- DC is 70% more efficient than AC. A Fresnel glass lens with frosted interior optically maximizes the light extraction of the powerful LED luminaire to give this smart fan a fully functional luxe touch.

FEATURES

- 6 fan speeds through both Summer and Winter Modes
- Silent DC motor
- Optional LED light kit included
- Includes BT wall control
- Optional remote control sold separately
- Compatible with Modern Forms app

AIRFLOW/ENERGY EFFICIENCY

Weighted-Average/High Airflow CFM:	2798/6278
Weighted-Average/High Energy Use (W):	13/21
Estimated Yearly Energy Cost (\$):	4
Weighted-Average/High Efficiency (CFM/W):	211/209
Max RPM:	157

ORDER NUMBER

Model	Housing	Blade
FR-W1817-56L	MB <i>Matte Black</i>	BW <i>Barn Wood</i>
	OB <i>Oil Rubbed Bronze</i>	DW <i>Dark Walnut</i>

Example: **FR-W1817-56L-MB/BW**

For 2700K add "-27" ; for 3500K add "-35" before the finish: **FR-W1817-56L27MBBW**

***Results may vary based on application and surroundings.**

***This fan comes uni-pack - blade select options are not available**

SPECIFICATIONS

Construction:	Aluminum, ABS
Blade:	13° Pitch, 56" sweep
Downrod:	1" O.D. x 4.5"H included
Mounting Slope:	Up to 30°
Wire:	80"
Hanging Weight:	17 lbs
Total Power:	34W
Standards:	UL/cUL Wet Location listed, Title 24 JA8-2016 Compliant, Title 20, Energy Star rated
Motor Type:	125 x 25 sensorless DC motor

WIRELESS PERFORMANCE

Remote Pairing Distance:	Up to 30 ft from fan
Wi-Fi Range:	Up to 150 ft*
Bluetooth Range:	Up to 150 ft

LUMINAIRE PERFORMANCE

Light Source:	LED
Light Wattage:	13W
Lumens/Delivered Lumens:	1110/610
Dimming:	Integrated
CRI:	90
Color Temperature:	3000K (2700K/3500K options available)
Rated Life:	50,000 hours

The Modern Forms app synchronizes seamlessly with smart home devices you already own








modernforms.com
Phone (800) 526.2588
Fax (800) 526.2585

Headquarters/Eastern Distribution Center
44 Harbor Park Drive
Port Washington, NY 11050

Central Distribution Center
1600 Distribution Ct
Lithia Springs, GA 30122

Western Distribution Center
1750 Archibald Avenue
Ontario, CA 91760

OPTIONAL ACCESSORIES

Bluetooth Wall Control		F-WCBT	WT White	Control fan speed and light brightness, and switch between Summer and Winter Modes. Additional Wall Controls can be purchased separately for multiple location control.
Bluetooth Remote Control		F-RCBT	WT White	Control fan speed and light brightness, and switch between Summer and Winter Modes. Compatible with Modern Forms Smart Fans. Includes easy-to-install wall cradle and batteries.
Downrod		XF-12 12IN XF-18 18IN XF-24 24IN XF-36 36IN XF-48 48IN XF-60 60IN XF-72 72IN		All our downrods are 1" O.D. and are threaded on the motor end to create an extra layer of security and allow for adjustments in the field.
Downrod Couplers		XF-I		Connects two downrods together.
Sloped Ceiling Kit		XF-SCK		Designed to accommodate buildings with steeper sloped ceilings up to 45° or 12/12 pitch.

Examples: Wall Control: **F-WCBT-WT**, Remote Control: **F-RCBT-WT**, Downrod: **XF-12-BN**, Downrod Coupler: **XF-I-MB**, Sloped Ceiling Kit: **XF-SCK-MW**

SUGGESTED DOWNROD HEIGHT USAGE

Ceiling Height	15'	14'	13'	12'	11'	10'	9'
Downrod	72"	60"	48"	36"	24"	18"	12"

SLOPED CEILING DEGREE CONVERSION CHART

Degree	4-8°	9-13°	14-17°	18-21°	22-25°	26-29°	30-32°	33-35°	36-38°	39-41°	42-44°	45°
Ceiling Slope	1/12	2/12	3/12	4/12	5/12	6/12	7/12	8/12	9/12	10/12	11/12	12/12
Pitch	pitch	pitch	pitch	pitch	pitch	pitch	pitch	pitch	pitch	pitch	pitch	pitch

Supplied mounting brackets allow mounting on ceiling slopes up to 30° (7/12 pitch). Optional slope kit allows mounting on ceilings up to 45° (12/12 pitch). The receiver will mount inside canopy up to 45°.

NOTE: Recommended maximum downrod length of 72" with 80" lead wire