

SUBMITTAL SHEET

PEX
Brass Fittings

Apollo® PEX Brass Fittings are used for making junctions or directional changes with PEX pipe constructed potable water systems.

All Apollo® PEX Brass Fittings comply with the U.S. Safe Water Drinking Act (SDWA) and the 2011 U.S. Reduction of Lead in Drinking Water Act by containing equal to or less than 0.25% lead.

All Apollo® PEX Brass Fittings have barb ends unless otherwise noted. Apollo® PEX Brass Fittings can be used with Apollo® brand PEX-A or PEX-B pipe.

Specifications:

Use Apollo® PEX Brass Fittings with Apollo® PEX pipe and fasten to pipe using Apollo® Crimp Rings, Apollo® Pinch Clamps, or Apollo® Crimp Sleeves with Apollo® PEX Tools. Follow all instructions included with Apollo® tools, fittings, and fasteners.


Approvals:

- ASTM F877 and F1807 Conformance - Third Party Certified
- NSF 14 and 61
- IAPMO
- CSA B137.5


Installation:

Squarely cut PEX pipe to desired length. Slide crimp ring or pinch clamp over end of pipe. Slide pipe over fitting until it touches the shoulder of the fitting. Slide the crimp ring 1/8"-1/4" from the end of the pipe and over the fitting ribs closest to the end of the fitting. Position the tool and compress completely according to tool instructions. Check crimp ring compression with a Go/No-Go Gauge.

| | |
|-----------------|--|
| Job Name: | |
| Job Location: | |
| Engineer: | |
| Contractor: | |
| Tag: | |
| PO Number: | |
| Representative: | |




Couplings




| Part Number | Description | H | W | D | Wt (lbs) |
|-------------|------------------|-------|-------|-------|----------|
| APXC3838 | 3/8" x 3/8" | 0.500 | 1.500 | 0.500 | 0.230 |
| APXC1238 | 1/2" x 3/8" | 0.625 | 1.375 | 0.625 | 0.280 |
| APXC1212 | 1/2" x 1/2" | 0.625 | 1.375 | 0.625 | 0.330 |
| APXC1234 | 3/4" x 1/2" | 0.875 | 1.500 | 0.875 | 0.102 |
| APXC3434 | 3/4" x 3/4" | 1.000 | 1.500 | 1.000 | 0.102 |
| APXC341 | 1" x 3/4" | 1.250 | 1.750 | 1.250 | 0.134 |
| APXC11 | 1" x 1" | 1.375 | 1.875 | 1.375 | 0.095 |
| APXBC1212 | 1/2" x 1/2" PB | 0.500 | 1.500 | 0.500 | 0.058 |
| APXBC3434 | 3/4" x 3/4" PB | 0.875 | 1.500 | 0.875 | 0.140 |
| APXCPVC12 | 1/2" x 1/2" CPVC | 0.875 | 2.000 | 0.875 | 0.059 |
| APXCPVC34 | 3/4" x 3/4" CPVC | 1.250 | 2.250 | 1.250 | 0.109 |

Male Adapters




| Part Number | Description | H | W | D | Wt (lbs) |
|-------------|-----------------|-------|-------|-------|----------|
| APXMA3812 | 3/8" x 1/2" MPT | 1.000 | 1.438 | 1.000 | 0.072 |
| APXMA1212 | 1/2" x 1/2" MPT | 1.120 | 1.500 | 1.120 | 0.081 |
| APXMA1234 | 3/4" x 1/2" MPT | 1.125 | 1.500 | 0.875 | 0.121 |
| APXMA3412 | 1/2" x 3/4" MPT | 1.500 | 1.625 | 1.250 | 0.152 |
| APXMA3434 | 3/4" x 3/4" MPT | 1.375 | 1.750 | 1.375 | 0.171 |
| APXMA341 | 3/4" x 1" MPT | 1.500 | 1.750 | 1.50 | 0.208 |
| APXMA134 | 1" x 3/4" MPT | 1.625 | 1.250 | 1.625 | 0.116 |
| APXMA11 | 1" x 1" MPT | 1.625 | 1.875 | 1.625 | 0.223 |
| APXMS1212 | 1/2" x 1/2" MS | 0.625 | 1.375 | 0.625 | 0.090 |
| APXMS3434 | 3/4" x 3/4" MS | 1.000 | 1.500 | 1.000 | 0.079 |
| APXMSA11 | 1" x 1" MS | 1.125 | 1.875 | 1.125 | 0.130 |

Elbows




| Part Number | Description | H | W | D | Wt (lbs) |
|-------------|--------------------------|-------|-------|-------|----------|
| APXE12 | 1/2" x 1/2" | 1.250 | 1.250 | 0.500 | 0.046 |
| APXE1234 | 3/4" x 1/2" | 1.500 | 1.375 | 0.875 | 0.109 |
| APXE3434 | 3/4" x 3/4" | 1.500 | 1.500 | 0.750 | 0.134 |
| APXE11 | 1" x 1" | 2.125 | 2.125 | 1.00 | 0.196 |
| APXDEE12 | 1/2" x 1/2" FPT Drop Ear | 1.125 | 2.500 | 1.875 | 0.180 |
| APXDEE3412 | 3/4" x 1/2" FPT Drop Ear | 2.250 | 2.000 | 1.375 | 0.203 |
| APXDEE34 | 3/4" x 3/4" FPT Drop Ear | 2.250 | 1.875 | 1.625 | 0.247 |
| APXFAE1212 | 1/2" x 1/2" FPT Swivel | 1.625 | 1.750 | 1.375 | 0.084 |
| APXME12 | 1/2" x 1/2" MPT | 1.125 | 0.750 | 1.500 | 0.056 |
| APXME1234 | 1/2" x 3/4" MPT | 1.250 | 1.000 | 1.625 | 0.088 |
| APXME34 | 3/4" x 3/4" MPT | 1.500 | 1.000 | 1.625 | 0.109 |

Tees




| Part Number | Description | H | W | D | Wt (lbs) |
|-------------|--------------------|-------|-------|-------|----------|
| APXT38 | 3/8" x 3/8" x 3/8" | 1.125 | 1.875 | 0.375 | 0.096 |
| APXT12 | 1/2" x 1/2" x 1/2" | 1.250 | 2.000 | 0.500 | 0.060 |
| APXT121234 | 1/2" x 1/2" x 3/4" | 1.375 | 2.125 | 0.750 | 0.078 |
| APXT341212 | 3/4" x 1/2" x 1/2" | 1.510 | 2.125 | 0.750 | 0.084 |
| APXT341234 | 3/4" x 1/2" x 3/4" | 1.500 | 2.125 | 0.750 | 0.870 |
| APXT343412 | 3/4" x 3/4" x 1/2" | 1.500 | 2.000 | 0.750 | 0.089 |
| APXT34 | 3/4" x 3/4" x 3/4" | 1.500 | 2.250 | 0.750 | 0.104 |
| APXT1112 | 1" x 1" x 1/2" | 1.750 | 2.625 | 0.875 | 0.156 |
| APXT1134 | 1" x 1" x 3/4" | 1.750 | 2.625 | 0.875 | 0.156 |
| APXT11 | 1" x 1" x 1" | 1.875 | 2.875 | 0.875 | 0.194 |

Female Adapters



| Part Number | Description | H | W | D | Wt (lbs) |
|-------------|------------------------|-------|-------|-------|----------|
| APXFA1212 | 1/2" x 1/2" FPT | 1.000 | 1.500 | 1.000 | 0.090 |
| APXFA1234 | 1/2" x 3/4" FPT | 1.375 | 1.375 | 1.375 | 0.128 |
| APXFA3412 | 3/4" x 1/2" FPT | 1.063 | 1.063 | 1.375 | 0.084 |
| APXFA3434 | 3/4" x 3/4" FPT | 1.375 | 1.375 | 1.375 | 0.140 |
| APXFA34B1F | 3/4" x 1" FPT | 1.500 | 1.625 | 1.500 | 0.237 |
| APXFA11 | 1" x 1" FPT | 1.750 | 1.875 | 1.750 | 0.334 |
| APXFS1212 | 1/2" x 1/2" FS | 1.500 | 1.375 | 1.500 | 0.046 |
| APXFS3434 | 3/4" x 3/4" FS | 1.000 | 1.625 | 1.000 | 0.134 |
| APXFA11 | 1" x 1" FS | 1.125 | 1.875 | 1.125 | 0.160 |
| APXFB1212S | 1/2" x 1/2" FPT Swivel | 1.500 | 1.500 | 1.500 | 0.052 |
| APXFF3434S | 3/4" x 3/4" FPT Swivel | 1.250 | 1.375 | 1.250 | 0.125 |

Test Plugs



| Part Number | Description | H | W | D | Wt (lbs) |
|-------------|-------------|-------|-------|-------|----------|
| APXP12 | 1/2" | 0.625 | 0.875 | 0.625 | 0.045 |
| APXP34 | 3/4" | 0.875 | 1.000 | 0.875 | 0.077 |
| APXP1 | 1" | 1.125 | 1.250 | 1.125 | 0.141 |