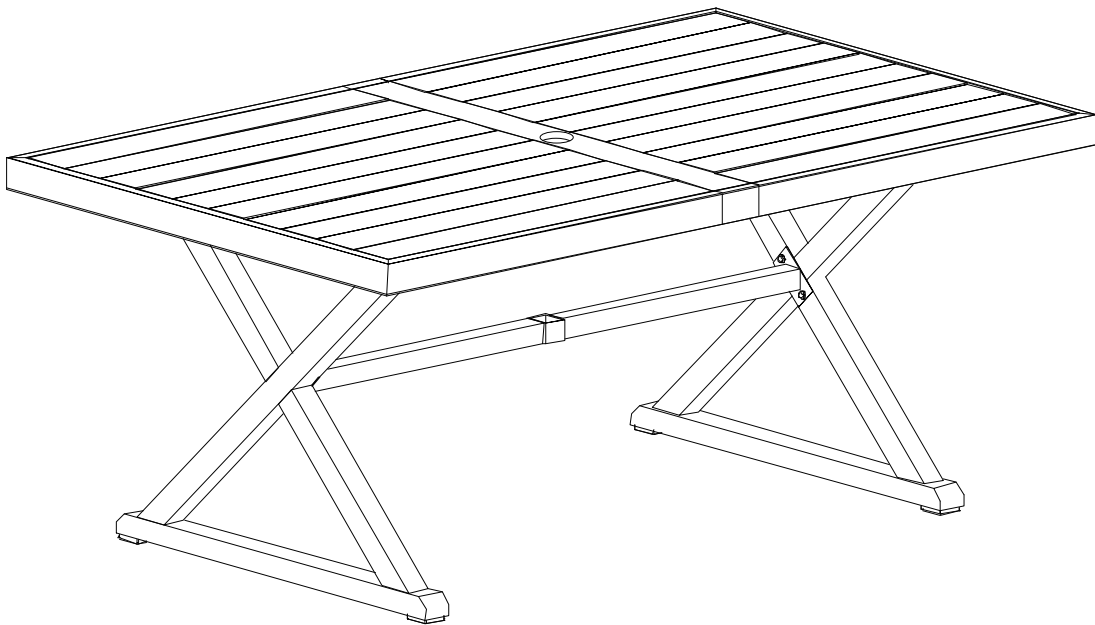


USE AND CARE GUIDE

MIX AND MATCH 72 IN RECTANGULAR MET



Questions, problems, missing parts?

Before returning to the store, call StyleWell Customer Service

8 a.m. - 7 p.m., EST, Monday – Friday, 9 a.m. – 6 p.m., EST, Saturday

1-877-527-0313

HOMEDEPOT.COM

THANK YOU

We appreciate the trust and confidence you have placed in StyleWell through the purchase of this table. We strive to continually create quality products designed to enhance your home. Visit us online to see our full line of products available for your home improvement needs. Thank you for choosing StyleWell!

Table of Contents

Table of Contents	2	Tools and hardware required	4
Important Safety Instructions	2	Hardware included.	4
Save These Instructions.	2	Pre-assembly	5
Read All Instructions Before Use	2	Package Contents	5
Warranty	3	Assembly	6
Pre-assembly	4	Care and Cleaning	7
Planning Assembly.	4		

Important Safety Instructions

SAVE THESE INSTRUCTIONS



WARNING: This table was made for the explicit purpose of providing outdoor functions and is not to be used as a toy. This product is intended for normal outdoor use; however, the manufacturer recommends storing and / or covering this set when any formidable / severe weather is approaching.



WARNING: Do not locate this product near open flames. Do not use this product as a support. Do not shake, lean or climb on the product. Children under the age of 10, near the product, should be supervised by a competent adult at all times. This product is NOT intended for commercial use. Commercial use will void the warranty.

READ ALL INSTRUCTIONS BEFORE USE

To reduce the risk of injury to persons:

- ☐ Close supervision is necessary when this product is used by or near children, or disabled persons, if applicable.
- ☐ Use this furnishing only for its intended use as described in these instructions. Do not use attachments not recommended by the manufacturer.
- ☐ Please keep children out of the assembly area during assembly.
- ☐ This table is not intended to support an umbrella. Umbrellas must have a suitable base or stand.



WARNING: Do not place heavy objects on the table.



WARNING: When not in use, secure the product in a cool and covered location.



WARNING: This table unit is heavy, and may require two adults for safe assembly.



CAUTION: Do not locate the product near any heat source.

Warranty

This Outdoor Patio product has a limited residential domestic warranty from the date of the original retail purchase, that the product will be free from defects in material and workmanship and is valid for the original retail purchaser only, with the original sales receipt including purchase date, and is not transferable. In certain warranty claim cases, photographs and or visual inspection reports may be required. Should replacement of the warranted item(s) be unavailable, the manufacturer reserves the right to substitute items of our choice that are of similar style and quality. [Warranty coverage period depends on the purchased item.] This Warranty does not apply to any damage caused to the product as a result of the product being used in a commercial or industrial setting. The terms of this warranty are subject to change without notice.

Steel Frame – 1 Year: We warrant the frame to be free of manufacturing and workmanship defects to the original purchaser for one year. If the steel frame fails structurally within one year from the original date of purchase, the manufacturer will replace the frame in the original finish and style whenever possible at no charge to the original purchaser.

Finishes – 1 Year: Finishes shall be warranted against cracking, blistering, or peeling for one year as long as the unit has not been scratched or abraded. Scratches and chips resulting from normal wear and tear are not covered. Fading resulting from exposure to either harsh elements or chemicals is not covered. Due to unique nature of hand-applied finishes, fading and wearing of hand-applied finishes are not included in this warranty.

Fabric – 1 Year: If fabric on a cushion or sling on the product separates within one year from the original date of purchase, the manufacturer will, replace the fabric in the original color and pattern whenever possible at no charge to the original purchaser with proof of purchase. The replacement shall be on the individual item or items not on the complete collection or setting. Any installation charges are the sole responsibility of the original purchaser. Fading, and/or discolorations due to exposure to elements, chemicals, and spills are not covered. Foam and padding are excluded from this warranty.

Alternative Tops – 1 Year: Alternative Table Tops (non-metal) are warranted for one year for defects. Glass and tile tops are not covered in this warranty.

Warranty Exclusions: Failure to follow general care and maintenance guidelines will void the warranty. Excluded from the warranty are any products used for commercial, industrial, contract or any other nonresidential purposes, display models, clearance items, or items purchased “as is”, freight damage, products damaged by acts of nature such as, but not limited to, freezing or high winds, extreme climate conditions, vandalism, fire, abuse, or improper assembly. Fading and discolorations from exposure to the elements, chemicals, oils, spills or fluids; hardware against corrosion or rusting; splitting or buckling of tubing resulting from exposure to water and freezing temperatures are not covered. After 90 days from date of purchase, shipping and handling charges are the original purchasers responsibility. Also excluded are purchased or replacement parts; plastics, normal fading, scratching, or chipping of the finish, staining or discoloration of furniture, accidental damages, repairs, or modifications by consumer, normal wear and tear. Exclusion also includes loss of time, inconvenience, travel, packaging, and/ or any other incidental damages. Lack of original receipt will void warranty. At no time shall the manufacturer's responsibility exceed the value of the replacement product. The manufacturer reserves the right to substitute similar product of same quality if model in question is no longer in production or available.

For further questions and concerns, please contact the following phone numbers depending on the items brand:

Hampton Bay: 1-855-HD-HAMPTON or online at www.Hamptonbay.com


The Home Depot Unbranded: 1-877-527-0313 or online at www.HomeDepot.com

The Home Depot Mexico: 01 800 00 46633 or online at www.HomeDepot.com.mx


The Home Depot Canada: 1-877-527-0313 or online at www.HomeDepot.ca

Pre-assembly

PLANNING ASSEMBLY



NOTE: Read all instructions before assembly. To avoid damaging this product, assemble it on a soft, non-abrasive surface such as carpet or cardboard.




NOTE: More than one person may be required to assemble this product.

TOOLS AND HARDWARE REQUIRED



HARDWARE INCLUDED

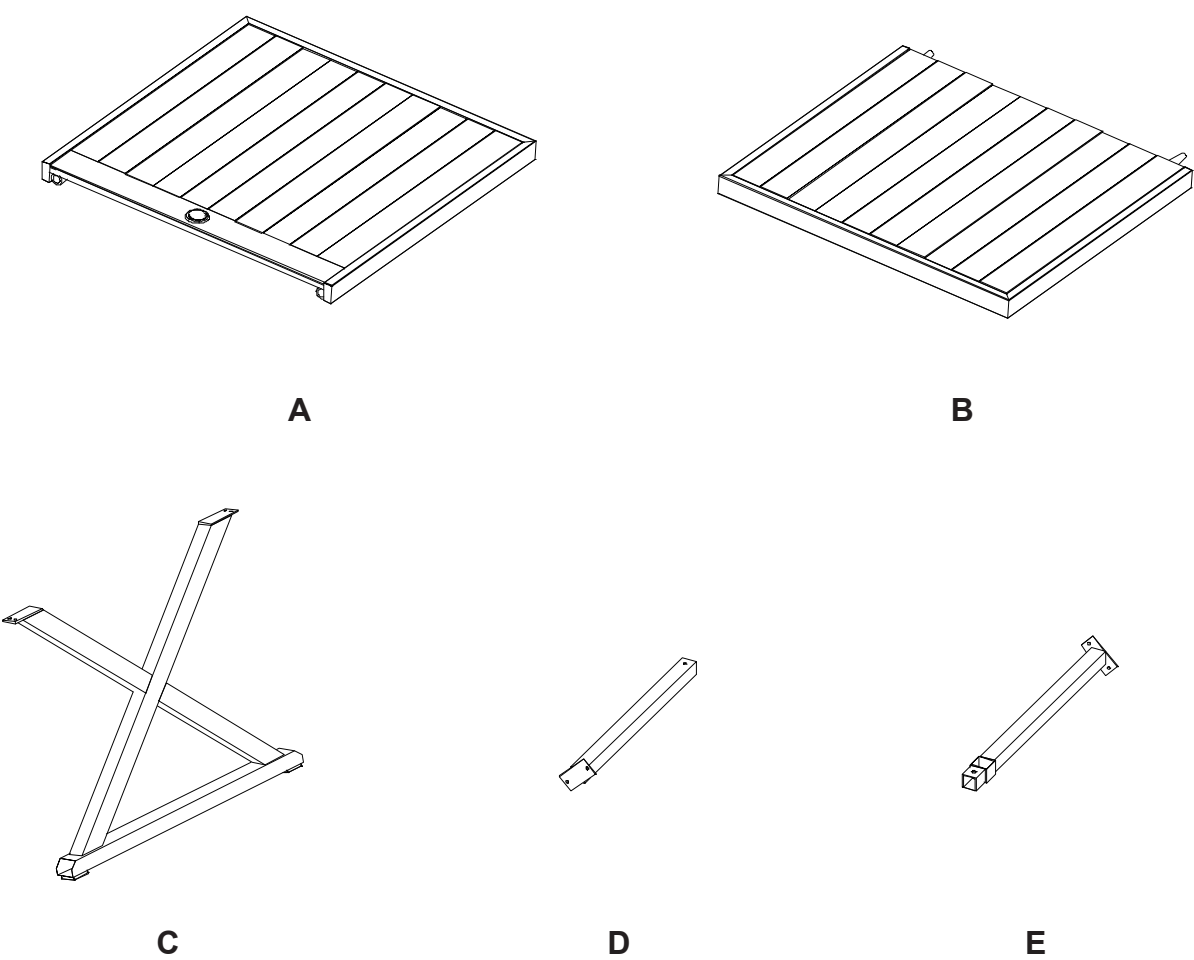


NOTE: Hardware not shown to actual size.

Part	Description	Quantity
AA	Bolt cap	5
BB	Long bolt	2
CC	Large round gasket	13
DD	Short bolt	13
EE	Spring	2
FF	Small round gasket	2
GG	Allen key	1

Pre-assembly (continued)

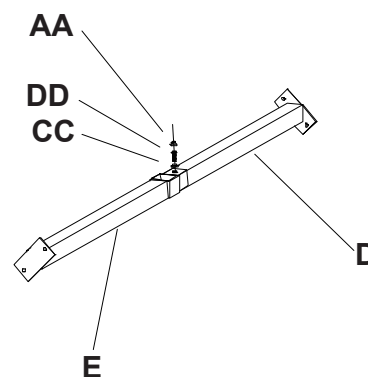
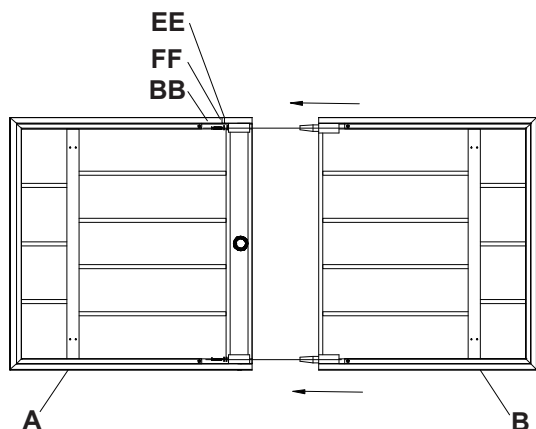
PACKAGE CONTENTS



Part	Description	Quantity
A	Right table top	1
B	Left table top	1
C	Table legs	2
D	Left leg connector	1
E	Right leg connector	1

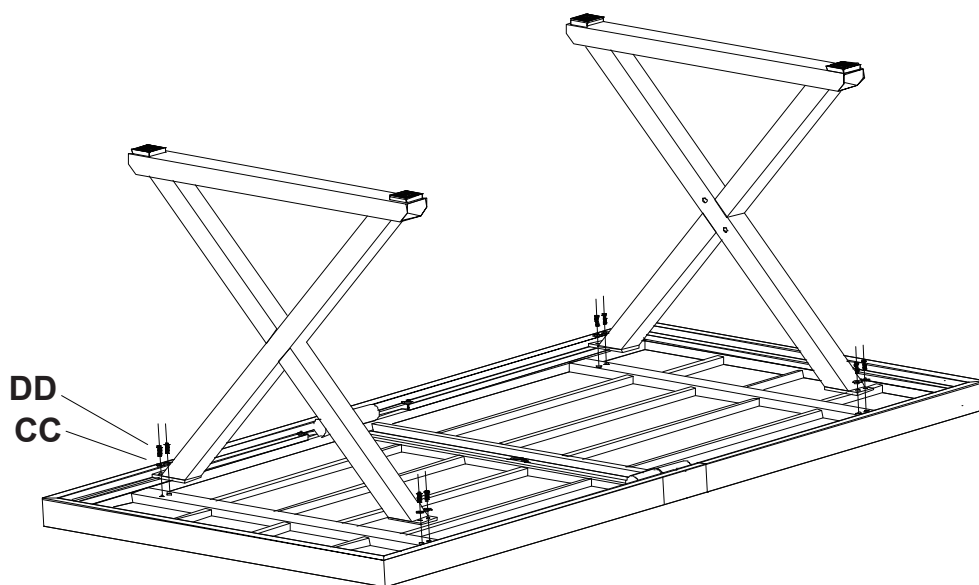
1 Attaching the table legs to the table top

- Place the right table top (A) upside down on a soft surface.
- Attach the left table top (B) to the right table top (A) using bolt cap (AA), long bolt (BB).



2 Attaching the leg connector to the table legs

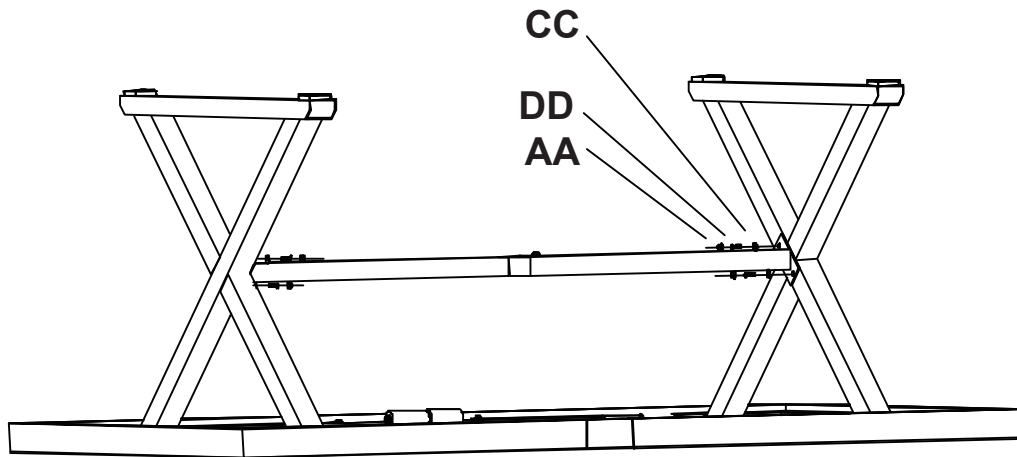
- Attach two table legs (C) to the table top using short bolt (DD) and large round gasket (CC).



Assembly (continued)

3 Tightening the bolts

- Attach the leg connectors (D and E) to the legs using short bolt (DD) and large round gasket (CC).



Care and Cleaning

- For best results, clean the frame with a damp cloth and dry thoroughly. This will help prevent mildew by removing dirt particles that may accumulate.
- Do not clean with abrasive materials, bleach, or solvents.
- Store the table in a dry, sheltered place when not in use.
- Keep the table away from fire, extreme heat, freezing conditions, and inclement weather such as rain, hail, sleet, snow, or wind.

StyleWell.TM

Questions, problems, missing parts?

**Before returning to the store, call StyleWell Customer Service
8 a.m. - 7 p.m., EST, Monday – Friday, 9 a.m. – 6 p.m., EST, Saturday**

1-877-527-0313

HOMEDEPOT.COM

Retain this manual for future use.