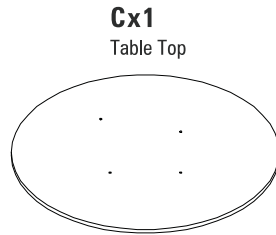
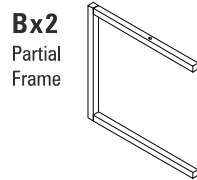
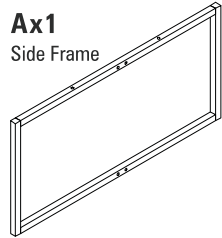


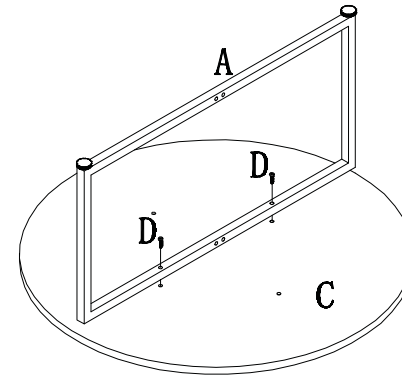
Assembly Instruction

Parts

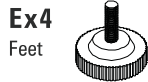


Assembly con't

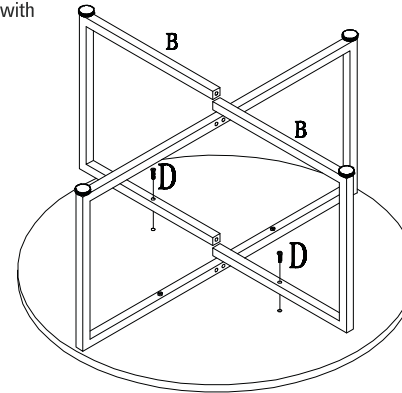
- 2** Attach full frame (A) to table top (C) with screws (D).



Parts Bag

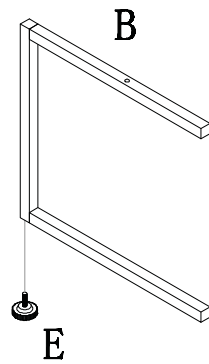
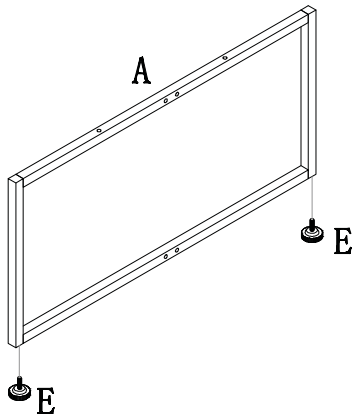


- 3** Attach partial frames (B) to table top with screws (D). Partial frames should be slightly off-center from each other.



Assembly

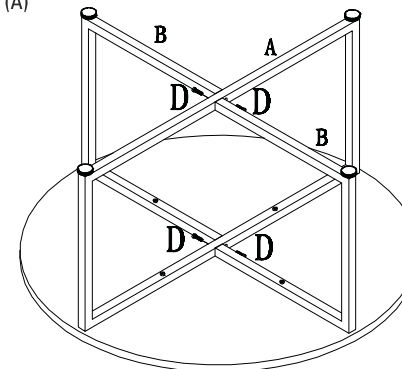
- 1** Attach feet (E) to full frame (A) and partial frames (B).



NOTE: Finger tighten screws until fully assembled, unless instructed to "tighten fully".

- 4** Attach partial frames (B) to full frame (A) with screws (D).

Adjust feet to level table.



HH8079-1
HH8096-1
HH8129-1
HH8175-1
HH8224-1
HH8203-1