

Installation Guide for White Round Tube Climbing Frame Trellis

Package Contents

- White round main tube
- Green horizontal crossbars
- A pair of labor protection gloves

Preparation

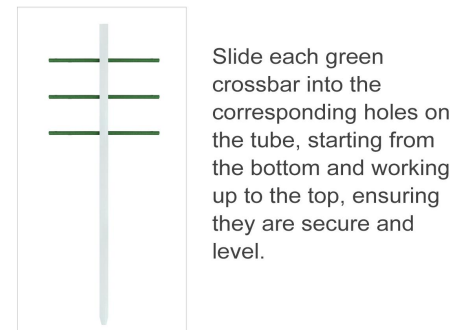

- Choose a well-lit area where plants can receive ample sunlight.
- Prepare the soil by loosening it to a depth of 12-15 inches, removing any debris or stones.

Installation Instructions


1 Safety Precautions:

Wear the labor protection gloves provided to avoid any scrapes or cuts during installation.

2 Crossbar Attachment:



3 Trellis Positioning:



4 Training Plants on the Trellis:

