



We want to **HELP** you with your growing and delivery questions!

**NURSERY**

Please reach out to - [online@bellnursery.com](mailto:online@bellnursery.com) or 800-393-1050  
FOLLOW US ON YOU TUBE TO LEARN GARDENING TIPS AND TRICKS



Home Depot has all your gardening needs and so much more!



From garden soil to potting soil & everything in between, Home Depot has what you need.



Looking for fertilizers to grow your award-winning plants, Home Depot has the perfect kind.




If you're on the hunt for the perfect gardening tool, Home Depot can help.





How does it get more done.


## PERENNIAL PLANT CARE


**FUN FACT** – Perennial plants flower reliably every year; the stems die back but the roots do not, and they typically have a bloom cycle of 4 to 6 weeks.


- 


**1.** Upon delivery, remove plant from the packaging.
- 


**2.** Choose a location where your plant will grow best. Does your plant prefer a sunny, part shade or shady location?
- 

**3.** Dig a hole twice as wide and just as deep as the plant's container.
- 

**4.** Remove the plant from its container.
- 

**5.** Place the plant in the hole, level with the surface.
- 

**6.** Add soil and fertilizer.
- 

**7.** Pat down the soil around the plant.
- 

**8.** Water until the soil is moist. Continue to water to keep the soil consistently moist – not dry or soaking wet.



Gardening is fun, enjoy watching your plant grow!

