

MODEL: 32842BL

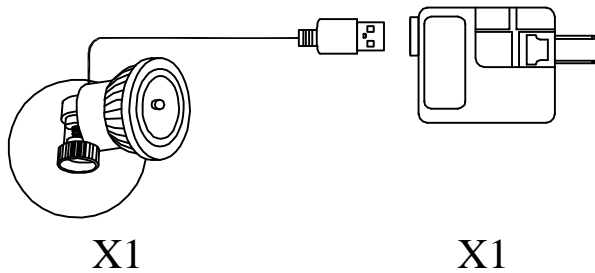
## ASSEMBLY INSTRUCTIONS

READ AND SAVE THESE INSTRUCTIONS

Assembly Time: 10 Minutes.

### UNPACK YOUR SOLAR LIGHTS

You should have received the following parts:  
lamp body and transformer.



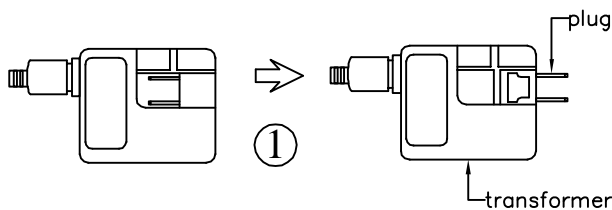
### TROUBLE SHOOTING

1.) If your lamp does not light, check plug at the outlet. make sure the plug is fully and properly inserted into the power outlet.

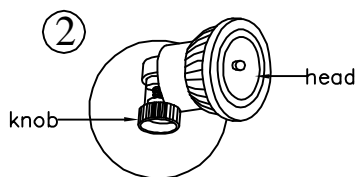
1.) If the lamp still does not light, please contact your distributor or place of purchase.

### LAMP INSTALLATION

1.) Pull and open the folding plug.



2.) Place the lamp on a flat surface as you desired. you can adjust the position of head by loosening the knob.



3.) Plug the transformer plug into an outlet.

