

# REGENCY

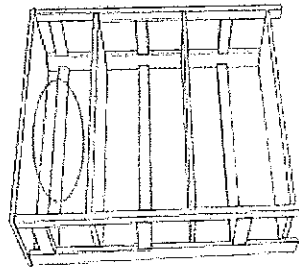
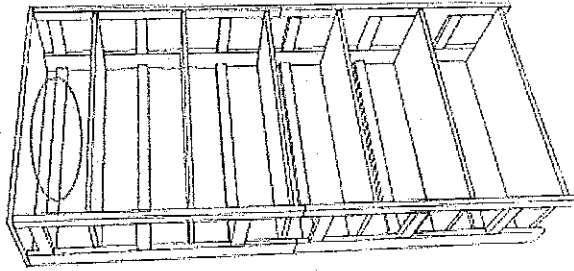
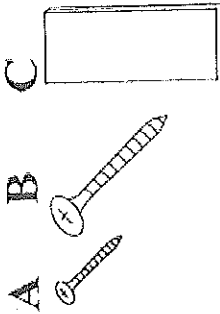
YOUR COMPLETE OFFICE SOLUTION

## Flip Flop Bookcase - Wall Anchor Instructions

Organize your parts and hardware. You will need (1) person and a Phillips head screwdriver.

Hardware :

A: Small Screws(2) • B: Large Screw • C: 6" Strap



**STEP 1a:** Attach the Strap(C) to the highest cross brace that spans the back of your bookcase with 2 Small Screws(A).

**STEP 1b:** Attach the Strap(C) to the wall behind the bookcase by using the Large Screw(B).

*Note: Depending on the construction of your wall the Large Screw(B) should be screwed into a wall stud. If their is not wall stud available then (B) should be screwed to the wall using an appropriate wall screw (not included).*

