
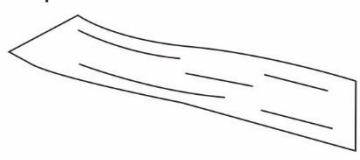


**STEPS TO ASSEMBLE THE LAMPSHADE**

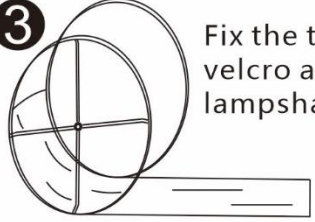
**1** Take out the lampshade and 2 wrought iron frames



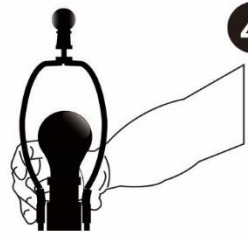
Unfold the fabric lampshade **2**




**3** Fix the two frames with velcro along the edge of the lampshade



Mount the harp and install the bulb (Not included) **4**



**5** Tighten the finial to secure the lampshade



T12

**INSTRUCTION MANUAL**



**4MODERN  
4HOME**

