

Aluminum Downspout Strainer

Helps keep leaves and debris out of the downspout




- Fits square, 2 inch x 3 inch / 3 inch x 4 inch and round outlets
- For aluminum and vinyl gutters
- Easy to install
- Form fits to downspout outlet
- Easily bends to shape
- Made of aluminum

Reshape for other uses

Rodent Guards
Eave vent repairs
Block attic holes

Easily bends to shape



AMERIMAX™

amerimax.com | 800-347-2586
info@amerimax.com

Aluminum Downspout Strainer



Easy Installation Instructions

CAUTION: Wear safety glasses and leather gloves while installing this product. Always exercise appropriate care when working from a ladder. Follow all tool and ladder manufacturer's instructions and safety recommendations.

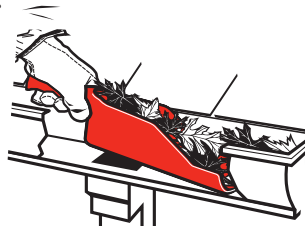
Tools & Safety Equipment Needed:

Safety glasses, leather gloves and a ladder.


- 1 Make sure you clean your gutters and downspouts before installation of the downspout strainer. You should flush the entire gutter system with a hose, making sure water is flowing freely from the bottom of the downspout without any water backing up in the gutter.

Sold Separately

Using the **Gutter Getter®** cleaning scoop (with flexible conforming tip) to make cleaning easy.



- 2 Fits 2 inch x 3 inch / 3 inch x 4 inch and round outlets. Use with aluminum and vinyl gutters / downspouts only. Simply form to shape and push the strainer down into the outlet.



AMERIMAX™

amerimax.com | 800-347-2586
info@amerimax.com

© 2017 OmniMax International, Inc.