

Use and Care Guide

Semi-Rigid Aluminum Duct



Item # 1005-465-953,
606-639,
1001-495-664
Model # MFX38PHD,
MFX68XHD,
MFX78XHD



EVERBILT



TOOLS REQUIRED



Screwdriver

Utility knife

HARDWARE REQUIRED (NOT INCLUDED)



Wormgear clamps (2)

Installation

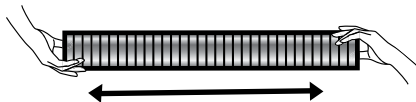
1 OBTAINING THE MAXIMUM DUCT LENGTH

- We recommend using two people to stretch the duct and obtain the maximum length




2 STRETCHING THE DUCT

- Stretch the semi-rigid duct to the required length by carefully pulling, while slightly twisting the duct



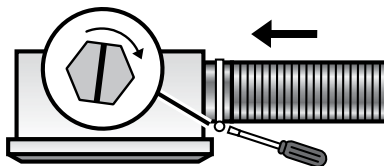
3 ATTACHING METAL CLAMPS

- Slide an appropriately sized worm drive clamp over each end of the duct



4 INSTALL TO EXISTING APPLIANCE AND DUCTWORK

- Slide the duct over the appliance outlet and existing ductwork and tighten the worm drive clamp



Warranty

WHAT IS COVERED

All merchandise is warranted to be free from defects in workmanship and material for one year from the date of purchase. This includes normal wear and performance failure on items. The manufacturer will replace or repair at their option.

WHAT IS NOT COVERED

This warranty only covers normal wear and performance failure. It does not cover any malfunction, performance failure, or defect arising from the misuse, abuse, neglect, or modification of the product. Any damage or malfunction inflicted upon the product by the user or other external sources, or any failure to comply with the warnings and instructions, is not covered.

For further assistance call 1-800-305-1726 or visit www.HomeDepot.com.