


Fiberglass Exterior Doors

Full Program Offering



Welcome Home.

**MAHOGANY WOODGRAIN
TEAK WOODGRAIN
OAK WOODGRAIN
SMOOTH**



TABLE OF CONTENTS

3	Features & Benefits	34	Mission Pointe™
4	Fiberglass Door Finishes	35	Rochester™
5	Custom Paint Options	36	Star
6	Glass Collections Overview	38	Fleur De Lis
10	Jamb Options		Wrought Iron Collections:
12	Energy Efficiency & Ratings	40	Bellante™, Marcello™, San Angelo™
14	Rough Opening Information	41	Torino™
16	Warranty		Designer Collections:
17	Finishing Instructions	42	Willow Brook™, Hopewell™, Bevel
	Glass Collections:	43	Kincaid™, Ridgway™, Pink Lacey™
18	Silverdale®	43	Prairie™, Cosmopolis™, Vandalia™
20	Lakewood®	45	Modern Teak Doors
22	Carmel™	46	Metro™ Doors
24	Medina®	50	Obscure Glass
25	Sapphire™	52	Simulated Divided Lites (SDL)
26	Preston®	56	Clear Lites & Mini Blinds
28	Phoenix™	58	Vent Lites & Pet Doors
30	Brilliant Star™	59	Panel Doors
31	Sena™	60	Impact Options
32	Monroe™	64	8'0" Height Doors
33	Clarkston™		

**Please see your store associate
for ordering assistance.**

Customer Service: 800-375-8120
Monday–Friday 5:30am to 5pm (PST)
Warranty Tech Line: 888-533-2843

Distinctive character is brought to life through the hand-staining expertise of our craftsmen.
Unique stain variations are to be expected—these are treasured elements of the real-wood look.

Pictures depicted in this brochure may have been graphically enhanced for illustration purposes.

Printer and monitor limitations prevent exact color duplication for finished products shown in this brochure.

FEATURES & BENEFITS

BEAUTY, FUNCTIONALITY, SECURITY AND ENERGY EFFICIENCY



A
Environmentally friendly CFC-free polyurethane foam core provides insulation



E
High-definition panel embossments provide elegant curb appeal



B
16" wood lock block and jamb security plate resists forced entry



F
Unique, textured wood grain detail in every design replicates the true look of a real wood door



C
Unfinished PVC jamb, full non-rot protection




G
High performance lite-frame. Resists discoloration and warping



D
Composite adjustable threshold & door sweep limit air and water infiltration



H
LVL stiles with composite stiles/rails



Molded doorlite openings minimize landfill waste, reinforce door structure and doorlite support and protect against moisture



Oak Woodgrain—Lakewood® Patina 3/4 Oval Door in Medium finish

ENHANCED APPEARANCE

Matching came, sill and hinge* finish




Brass Patina Zinc

Ball bearing hinges reduce door sag and hinge wear



Brass Patina Zinc

Composite anodized sill resists deterioration



Brass Patina Zinc

Triple-pane decorative glass provides superior insulation

*Stainless steel ball bearing hinges:
Option on outswing doors
Standard on outswing Impact Collection doors



ENERGY STAR® certified models available for all 50 states

FEATHERRIVERDOORS.COM

FIBERGLASS DOOR FINISHES

TEAK WOODGRAIN




MAHOGANY WOODGRAIN



COTTAGE MAHOGANY WOODGRAIN



OAK WOODGRAIN



SMOOTH



Our finishes are hand stained or painted to enhance the details of the grain, resulting in a unique and distinctive finish.

CUSTOM PAINT OPTIONS



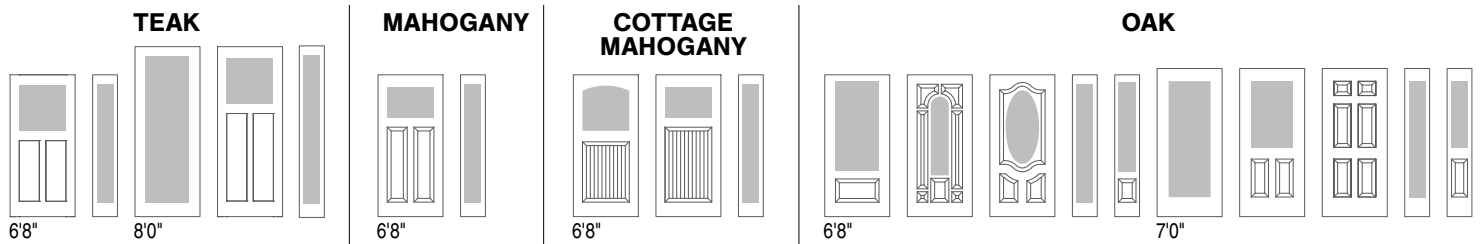
Add dramatic curb appeal without the mess and the hassle of having to paint yourself.
It's easy with Feather River pre-painted doors. All you have to do is choose the color(s) you want.

Bright White Light 7757	Pure White 7005	Antique White 6119	Sun Fire 1141	<ul style="list-style-type: none">• Durable paint finish• Two-color (interior & exterior) option available• Touch up paint included with all special orders• PVC jamb width options, see page 10 
Gray Grey 7075	Stormwind 7072	Sage Mist 6178	Spring Coral 6606	
Elder Tree 2809	Burnt Cranberry 2801	Wine Red	Rich Cinnamon 7591	
Timeless Black 6258	Black Coffee 6006	Rich Soil 7510	Space Blue 6244	

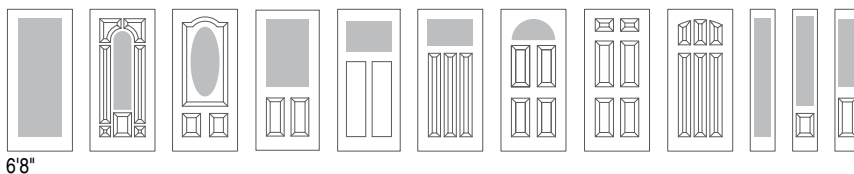
- Durable paint finish
- Two-color (interior & exterior) option available
- Touch up paint included with all special orders
- PVC jamb width options, see page 10



AVAILABLE STYLES

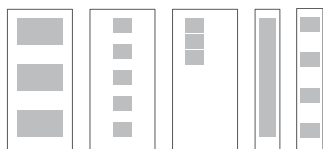


SMOOTH




6'8"

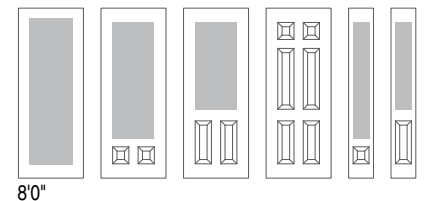
Metro™ Collection



6'8" - More options page 46



8'0" - More options page 67



8'0"

ALSO AVAILABLE:

- Flush glazed / Impact – pages 60-63
- Simulated Divided Lites (SDL) – pages 52-55
- PVC Transoms – page 10

Note: Colors shown are an approximate representation of the actual color.
Actual finished color may vary in tone/shade (darker or lighter) from what is shown in brochure.

GLASS COLLECTIONS

GLASS TYPES

- | | |
|--------------------------|----------------------------------|
| A Clear Bevel | K Hammered |
| B Glue Chip | L Gray Texture |
| C Glue Chip Bevel | M Rose Ripple Wave |
| D Granite | N Clear Ripple Wave |
| E Double Granite | O Double Ripple Wave |
| F Cord | P Microscreen |
| G Seedy | Q Sandstone™ |
| H Fluted | R Amber Streak Opaque |
| I Reeded | S Bronze Reflective Bevel |
| J Chinchilla | |

DECORATIVE GLASS

Feather River decorative glass panels are set apart by their artistry and distinguished craftsmanship. Each piece of glass is individually handled through a multi-step process of hand cutting, polishing and finishing, creating beveled-glass facets like fine crystal.

Traditional techniques of creating art glass produce textures, swirls and air bubbles that add individual character to the glass. These purposeful and unique qualities are integral to the expressive nature of the art glass.

CAMINGS

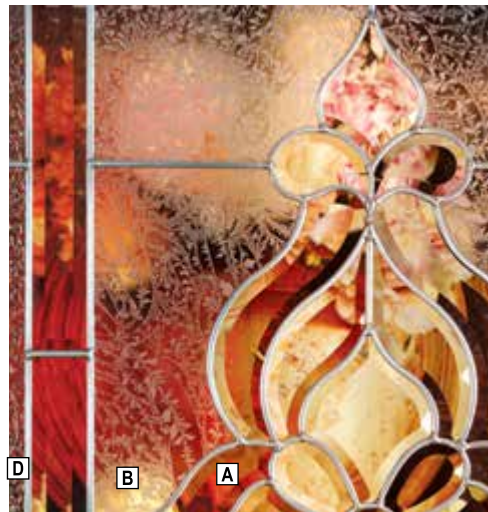


BRASS **PATINA** **ZINC**


Glass type combinations are held in place by decorative camings and hand-pieced together into a unique finished statement by our team of artisans and craftsmen.



SILVERDALE® PR 7 | Brass | Patina | Zinc



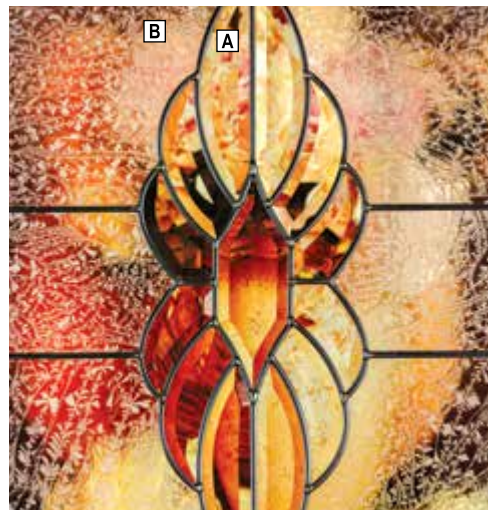
LAKEWOOD® PR 6 | Brass | Patina | Zinc
3/4 Oval does not contain granite glass



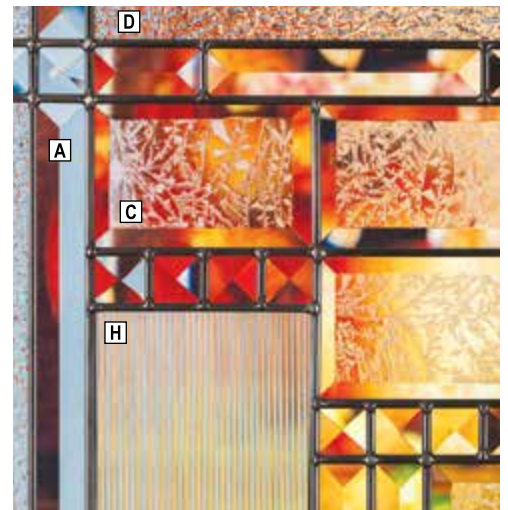
CARMEL™ PR 5 | Patina
3/4 Oval does not contain gray texture glass



MEDINA® PR 7 | Brass | Zinc



SAPPHIRE™ PR 7 | Patina
Also contains granite glass



PRESTON® PR 7 | Patina | Zinc

PRIVACY RATING – PR



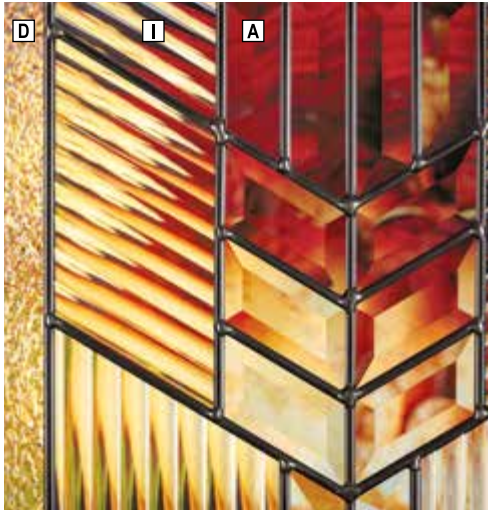
1

Less private


10

More private

Our glass collections are assigned a privacy rating based on the overall obscurity of the glass types used.




PHOENIX™ PR 8 | Patina
Also contains glue chip bevel glass




BRILLIANT STAR™ PR 6 | Patina | Zinc




SENA™ PR 8 | Patina



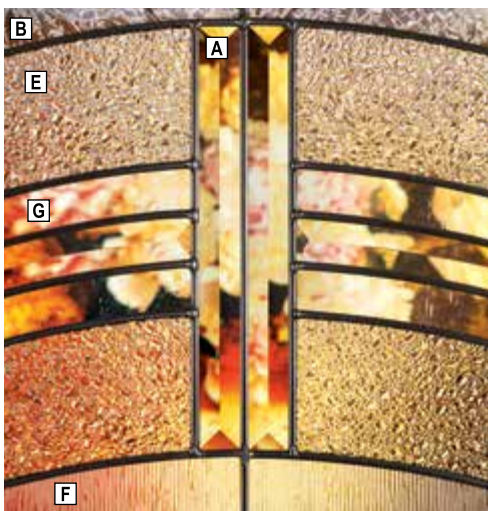
MONROE™ PR 6 | Patina | Zinc



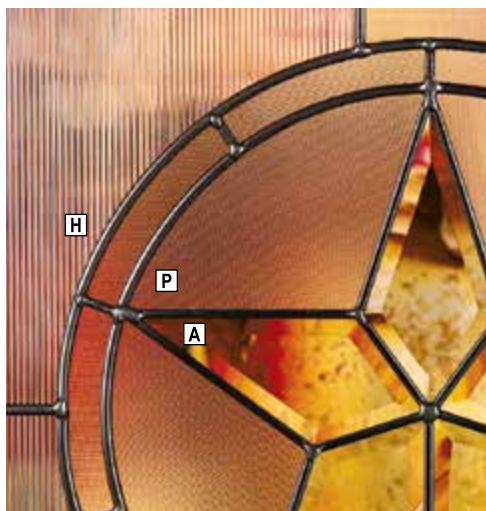
CLARKSTON™ PR 8 | Zinc



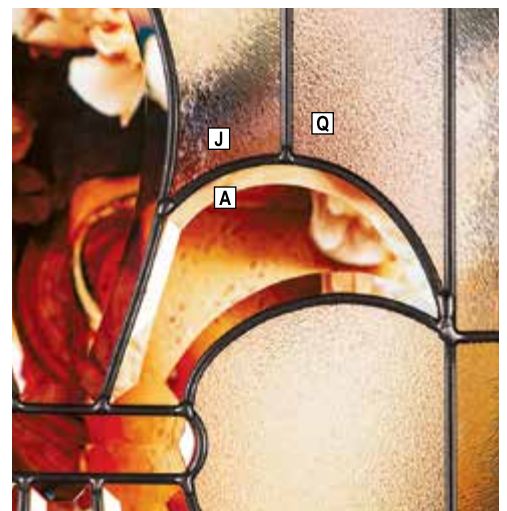
MISSION POINTE™ PR 8 | Zinc
Also contains granite glass



ROCHESTER™ PR 7 | Patina



STAR PR 7 | Patina




FLEUR DE LIS PR 7 | Patina
Also contains fluted glass

GLASS COLLECTIONS

GLASS TYPES

- | | | |
|--------------------------|------------------------------|----------------------------------|
| A Clear Bevel | J Chinchilla | S Bronze Reflective Bevel |
| B Glue Chip | K Hammered | T Pebble |
| C Glue Chip Bevel | L Gray Texture | U Green |
| D Granite | M Rose Ripple Wave | V Milk |
| E Double Granite | N Clear Ripple Wave | W Blue Texture |
| F Cord | O Double Ripple Wave | X Orange Texture |
| G Seedy | P Microscreen | Y Clear Texture |
| H Fluted | Q Sandstone™ | Z Clear |
| I Reeded | R Amber Streak Opaque | |

PRIVACY RATING – PR



1 Less private 10 More private

Our glass collections are assigned a privacy rating based on the overall obscurity of the glass types used.

WROUGHT IRON COLLECTIONS

LOW-E



BELLANTE™ PR 9 | Wrought Iron



MARCELLO™ PR 9 | Wrought Iron



SAN ANGELO™ PR 8 | Wrought Iron



TORINO™ PR 9 | Wrought Iron


DESIGNER COLLECTIONS



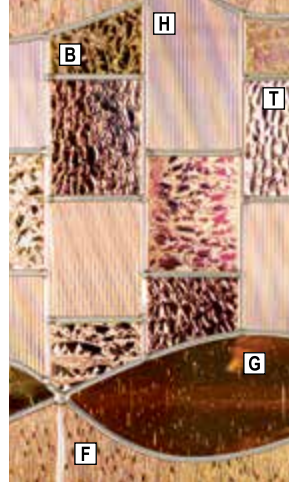
COSMOPOLIS™
PR 5 | Brass



HOPEWELL™
PR 7 | Zinc
Also contains Sandstone™ glass




RIDGWAY™
PR 8 | Zinc



WILLOW BROOK™
PR 7 | Zinc
Also contains double ripple wave glass



PINK LACEY™
PR 6 | Brass



KINCAID™
PR 9 | Patina



BEVEL
PR 1 | Brass | Patina | Zinc



PRAIRIE™
PR 5 | Zinc



VANDALIA™
PR 5 | Zinc

CAMINGS



BRASS




PATINA




ZINC

OBSCURE GLASS

Triple Pane




PRIVACY PR 9



REEDED PR 7



CROSS REED PR 9



HAMMERED PR 9



CORD PR 8



RAIN FALL™ PR 9



SANDSTONE™ PR 8

JAMB OPTIONS

WHITE WOODGRAIN PVC JAMB SYSTEM (Standard Option)

Standard option on both Woodgrain and Smooth Fiberglass

Unfinished

Ready to paint

Low Maintenance

- Will not rot or absorb moisture
- Insect resistant

Energy Efficient

Less heat transfer vs.
common frame materials

Pre-Painted

Available as an option with any
pre-painted door. Option available
for exterior and interior color choice.
Jamb color will match door color
chosen or choose Painted White.



PRIMED FINGER-JOINTED WOOD JAMB (Option)

Primed white jambs are ready to paint and require regular
maintenance over the life of the door.



Wood jamb comes standard with
the Feather River Sill Key™ System.
Sill Key™ doesn't allow jamb bottom
to sit on sub floor or sill where it is
susceptible to water damage.

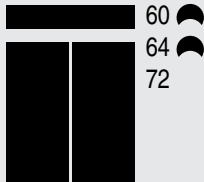
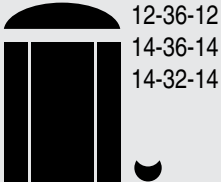

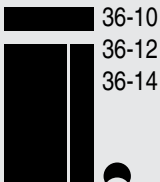


* Not available with Sill Key™. Single and double doors only.




TRANSOMS

Matching PVC transom frames are available in the configurations
below. Directly attach transoms to the door unit. Or, install transoms
in a separate rough opening. Feather River ships unattached transoms
with door unit. Non-impact only, no HVHZ or WBD rating available.



Heights 12 & 14-3/4 unless otherwise noted

 12 height only

 14-3/4 height unfinished PVC only

Widths listed next to configuration



CUSTOM PAINT OPTIONS

See page 5


PRE-COLORED

WOODGRAIN PVC JAMB SYSTEM (Upgrade Option)

Available option on Woodgrain Fiberglass. PVC pre-colored jamb system complements our hand stained door's overall door finish, enhancing its beautiful aesthetics. The jamb system is made of PVC which prevents rot and does not peel, fade or warp. It is easy to maintain as it doesn't require re-finishing or UV protection over time. The PVC pre-colored jamb system is a great component to the Feather River door system in achieving its maximum performance.

Note: Designed to complement the overall door finish; color will not match hand stained finishes perfectly.
Note: Not available for Transoms.

TEAK PRE-COLORED



Cocoa Teak

Widths: 4-9/16", 5-1/4" and 6-9/16"

PRE-COLORED WHITE PVC JAMB SYSTEM



White

Widths: 4-9/16", 5-1/4" and 6-9/16"
on both Woodgrain and Smooth Fiberglass
Note: Non-Textured


OAK PRE-COLORED



Light Oak




Medium Oak




Walnut Oak

Widths: 4-9/16", 5-1/4" and 6-9/16"


MAHOGANY PRE-COLORED



Honey Mahogany



Cherry Mahogany



Chocolate Mahogany



Chestnut Mahogany


Widths: 4-9/16", 5-1/4" and 6-9/16"

HAND STAINED

WOODGRAIN PVC JAMB SYSTEM (Upgrade Option)

This is a hand stained woodgrain PVC jamb option that offers full non-rot protection to best complement our hand stained door finishes. The hand stain method brings out the elegant woodgrain detail and truly enhances the overall beauty of the entire door system. The stain is protected with a UV polyurethane top coat and will require periodic maintenance similar to the door system.


WOODGRAIN TEAK FINISH



Cocoa Teak

Widths: 4-9/16", 5-1/4" and 6-9/16"

WOODGRAIN OAK FINISHES




Ash Oak



Light Oak




Medium Oak




Walnut Oak

Widths: 4-9/16", 5-1/4" and 6-9/16"

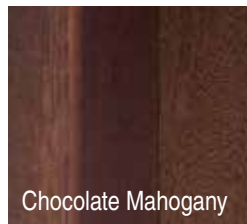
WOODGRAIN MAHOGANY FINISHES



Honey Mahogany



Cherry Mahogany



Chocolate Mahogany



Chestnut Mahogany

Widths: 4-9/16", 5-1/4" and 6-9/16"

NOTE: Double door setups for all pre-stained Woodgrain Doors – Astragal will not be stained but will be "Painted" to complement the stain finish.

Note: A close up of the door system—jamb on the left and door panel on the right—shown in the images above.

ENERGY EFFICIENCY & RATINGS

FUNCTIONALITY

All Feather River Fiberglass Doors are energy efficient and designed to stand up to all seasons so your home stays warm during the winter months and cool during the summer. Imagine the savings from a fiberglass door which is up to five times more energy efficient than a traditional wood door.

Most of our doors are ENERGY STAR certified. The chart beginning below and continuing on page 13 shows a listing of the U-Factor and SHGC (Solar Heat Gain Coefficient) for all of our Exterior Door Products. Certified units must hit the U-Factor, Solar Heat Gain Coefficient in their climate zone, and air leakage listed in the chart to the right. Visit energystar.gov for your area's climate zone detail.



Feather River offers ENERGY STAR certified door models in all 50 states.

Effective: 1/1/2015

Glazing Level	U-Factor ¹	SHGC ²
Opaque	≤0.17	No Rating
≤1/2 Lite	≤0.25	≤0.25
>1/2 Lite	≤0.30	Northern North-Central ≤0.40
		Southern South-Central ≤0.25

Air Leakage for Swinging Doors ≤ 0.5 cfm/ft²

1 Btu/h.ft².°F

2 Fraction of incident solar radiation.

U-Factor: The heat transfer per time per area and per degree of temperature difference. The U-factor multiplied by the interior–exterior temperature difference and by the projected fenestration product area yields the total heat transfer through the fenestration product due to conduction, convection, and long wave infrared radiation. Expressed here in units of Btu/h.ft².°F.

Solar Heat Gain Coefficient (SHGC): The ratio of the solar heat gain entering the space through the fenestration product to the incident solar radiation. Expressed as a value between 0 and 1.

Air Leakage (AL): Measures the rate at which air passes through joints in the window. AL is measured in cubic feet of air passing through one square foot of window area per minute. The lower the AL value, the less air leakage. Most industry standards and building codes require an AL of 0.3 cf-m/ft².

ENERGY RATINGS INFORMATION

In some years the government has offered a federal tax credit for energy efficient products that meet or exceed ENERGY STAR performance levels for doors. Please visit irs.gov and energystar.gov for additional information regarding tax credit availability or visit featherriverdoors.com for additional information regarding energy efficiency. PVC jamb ratings shown in chart. **See the “Performance Data” page chart on our website for most current ratings.**

NFRC Size Designation	Feather River Door Description
1/4 Lite ≤ 410 sq in	Fanlite, Craftsman (Mahogany), Craftsman Rectangle, Craftsman Arch, Center Arch, 3/4 Oval (Smooth, Smooth Impact—30”), Metro (3-4-5-6 Lite Small, 3-Lite Mix, 1-3 Lite Square), Teak (3-Lite Small, 3-Lite Large)
1/2 Lite ≤ 900 sq in	Half Lite, 3/4 Oval (Mahogany, Oak, Smooth Impact—36”), Center Arch (8/0), Cottage Craftsman Arch, Full Oval, Metro (3-4 Lite Large, 3-4-5-6 Lite Narrow, 1-2 Lite Straight), Teak (Lighthouse, 2-Lite, 1-Lite, 4-Lite)
3/4 Lite ≤ 1100 sq in	3/4 Lite (Oak, Smooth), Half Lite (Oak, Smooth, 8/0)
Full Lite > 1100 sq in	3/4 Lite (Mahogany), Half Lite (Mahogany, 8/0), 3/4 Lite (8/0), Full Lite, Full Lite RT, Metro (4-Lite Large)
Opaque/No Glass	All Panel Doors

NFRC Size Designation	Feather River Sidelite Description
1/4 Lite ≤ 65 sq in	N/A
1/2 Lite ≤ 281 sq in	Craftsman (Mahogany), Half Lite, Center Arch (Oak), Metro (4-5-6 Lite Small)
3/4 Lite ≤ 391 sq in	Center Arch (Mahogany), 3/4 Lite (Oak, Smooth, Mahogany), Full Lite (Oak, Smooth, Mahogany—12”/10”), Full Lite (Smooth Impact—10”)
Full Lite > 391 sq in	Full Lite (Mahogany—14”), Full Lite (Teak—14”/12”), Full Lite (Smooth Impact—14”/12”)
Opaque/No Glass	N/A

ENERGY RATINGS CHART

✗ Will not qualify under ENERGY STAR guidelines.

Note: Transoms do not qualify for the tax credit. Any tax credit, if available, would be based on “qualified” Door with Sidelites or Double Door configuration.

Note: Ratings shown here are with PVC Jamb. Wood jamb ratings can be found in the “Performance Data” section on featherriverdoors.com.

Teak Woodgrain Style Fiberglass Entry Doors & Sidelites

TYPE	SWING	GLAZING	1/4 Lite ≤ 410 sq in		1/2 Lite ≤ 900 sq in		3/4 Lite ≤ 1100 sq in		Full Lite > 1100 sq in	
			U-factor	SHGC	U-factor	SHGC	U-factor	SHGC	U-factor	SHGC
Fiberglass Door	Inswing & Outswing	Triple Pane—Decorative Glass	0.23	0.12	0.25	0.11	N/A	N/A	N/A	N/A
		Triple Pane—Obscure (5mm) Glass	0.23	0.12	0.25	0.11	N/A	N/A	N/A	N/A
		Triple Pane—Obscure (5mm) Glass with Grid	N/A	N/A	0.25	0.09	N/A	N/A	N/A	N/A
		Dual Pane—Low E-270 (Clear)	0.22	0.07	0.23	0.07	N/A	N/A	N/A	N/A
		Dual Pane—Low E-270 (Internal Grille)	N/A	N/A	0.23	0.05	N/A	N/A	N/A	N/A
TYPE	SWING	GLAZING	1/4 Lite ≤ 65 sq in		1/2 Lite ≤ 281 sq in		3/4 Lite ≤ 381 sq in		Full Lite > 381 sq in	
Fiberglass Sidelite	Inswing & Outswing	Triple Pane—Decorative Glass	N/A	N/A	N/A	N/A	N/A	N/A	0.29	0.17
		Triple Pane—Obscure (5mm) Glass	N/A	N/A	N/A	N/A	N/A	N/A	0.29	0.17
		Dual Pane—Low E-270 (Clear)	N/A	N/A	N/A	N/A	N/A	N/A	0.27	0.10

Air Leakage ≤ 0.3 cfm/ft²

Mahogany Woodgrain Style Fiberglass Entry Doors & Sidelites

TYPE	SWING	GLAZING	1/4 Lite ≤ 410 sq in		1/2 Lite ≤ 900 sq in		3/4 Lite ≤ 1100 sq in		Full Lite > 1100 sq in	
			U-factor	SHGC	U-factor	SHGC	U-factor	SHGC	U-factor	SHGC
Fiberglass Door	Inswing & Outswing	Triple Pane—Decorative Glass	0.20	0.08	0.23	0.13	N/A	N/A	0.25	0.18
		Triple Pane—Obscure (5mm) Glass	0.20	0.08	0.23	0.13	N/A	N/A	0.25	0.18
		Dual Pane—Craftsman 6-Lite (Mahogany/Smooth)	0.22	0.10	N/A	N/A	N/A	N/A	N/A	N/A
		Dual Pane—Craftsman 3-Lite, 1-Lite Low E-270	0.20	0.05	N/A	N/A	N/A	N/A	N/A	N/A
		Dual Pane—Low E Wrought Iron	0.20	0.07	0.20	0.07	N/A	N/A	N/A	N/A
		Dual Pane—(Clear/Internal Grille/Wrought Iron)	0.22	0.10	0.26	0.17	N/A	N/A	0.29	0.23
		Triple Pane—Laminated Impact Glass	0.20	0.08	0.23	0.13	N/A	N/A	0.25	0.17
Opaque/No Glass (Flush/Embossed)		U-Factor = 0.15 SHGC = 0.01								
TYPE	SWING	GLAZING	1/4 Lite ≤ 65 sq in		1/2 Lite ≤ 281 sq in		3/4 Lite ≤ 391 sq in		Full Lite > 391 sq in	
Fiberglass Sidelite	Inswing & Outswing	Triple Pane—Decorative Glass	N/A	N/A	0.20	0.05	0.24	0.10	0.26	0.13
		Triple Pane—Obscure (5mm) Glass	N/A	N/A	0.20	0.05	0.24	0.09	0.26	0.12
		Dual Pane—(Obscure/Clear/Internal Grille/Wrought Iron)	N/A	N/A	0.21	0.05	0.25	0.11	0.28	0.14
		Dual Pane—Low E Wrought Iron	N/A	N/A	0.16	0.03	0.18	0.06	0.19	0.07
		Dual Pane—Low E-270 (Clear/Internal Grille/SDL)	N/A	N/A	0.20	0.03	N/A	N/A	0.26	0.07
		Triple Pane—Laminated Impact Glass	N/A	N/A	0.20	0.04	0.24	0.09	0.26	0.12
		Dual Pane—Low E (Mini Blind UP)	N/A	N/A	N/A	N/A	0.26	0.07	0.29	0.09
Air Leakage ≤ 0.3 cfm/ft²										

Oak Woodgrain and Smooth Style Fiberglass Entry Doors & Sidelites

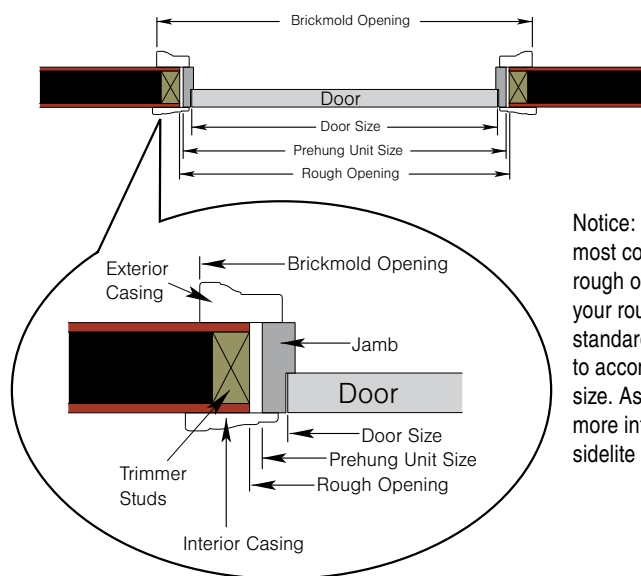
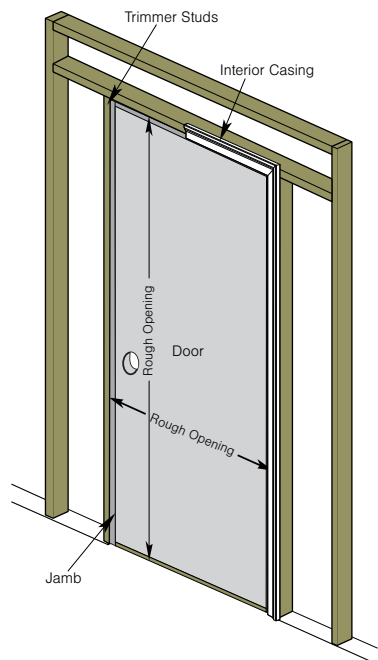
TYPE	SWING	GLAZING	1/4 Lite ≤ 410 sq in		1/2 Lite ≤ 900 sq in		3/4 Lite ≤ 1100 sq in		Full Lite > 1100 sq in	
			U-factor	SHGC	U-factor	SHGC	U-factor	SHGC	U-factor	SHGC
Fiberglass Door	Inswing & Outswing	Triple Pane—Decorative Glass	0.20	0.07	0.23	0.13	0.25	0.18	0.28	0.24
		Triple Pane—Obscure (5mm) Glass	0.20	0.07	0.23	0.13	0.25	0.18	0.29	0.24
		Dual Pane—Low E Wrought Iron	0.19	0.06	0.22	0.11	0.24	0.15	0.27	0.20
		Dual Pane—Low E-270 (Clear/Internal Grille)	0.19	0.05	0.21	0.08	0.22	0.11	0.25	0.15
		Dual Pane—Low E (Mini Blind UP)	N/A	N/A	0.23	0.08	0.25	0.10	0.28	0.13
		Opaque/No Glass (Flush/Embossed)	U-Factor = 0.16		SHGC = 0.01					
TYPE	SWING	GLAZING	1/4 Lite ≤ 65 sq in		1/2 Lite ≤ 281 sq in		3/4 Lite ≤ 381 sq in		Full Lite > 381 sq in	
Fiberglass Sidelite	Inswing & Outswing	Triple Pane—Decorative Glass	0.17	0.03	0.21	0.07	0.22	0.10	0.24	0.13
		Triple Pane—Obscure (5mm) Glass	0.17	0.03	0.21	0.07	0.22	0.09	0.24	0.12
		Dual Pane—Low E Wrought Iron	0.14	0.02	0.16	0.04	0.17	0.05	0.18	0.07
		Dual Pane—Low E-270 (Clear/Internal Grille)	0.17	0.01	0.20	0.04	0.21	0.06	0.22	0.07
		Dual Pane—Low E (Mini Blind UP)	N/A	N/A	0.21	0.03	0.23	0.04	0.25	0.05
		Dual Pane—(Mini Blind UP)	N/A	N/A	0.22	0.06	0.24	0.08	0.27	0.10
Air Leakage ≤ 0.3 cfm/ft²										

Flushglazed Teak Woodgrain, Oak Woodgrain, and Smooth Style Fiberglass Entry Doors & Sidelites

TYPE	SWING	GLAZING	1/4 Lite ≤ 410 sq in		1/2 Lite ≤ 900 sq in		3/4 Lite ≤ 1100 sq in		Full Lite > 1100 sq in	
			U-factor	SHGC	U-factor	SHGC	U-factor	SHGC	U-factor	SHGC
Fiberglass Door	Inswing & Outswing	Triple Pane—Laminated Impact Glass	0.20	0.07	0.23	0.13	0.26	0.17	0.29	0.23
		Triple Pane—Decorative Glass	0.20	0.07	0.23	0.13	0.25	0.18	0.28	0.24
		Triple Pane—Obscure (5mm) Glass	0.20	0.07	0.23	0.13	0.26	0.17	0.29	0.23
		Triple Pane—Laminated Low E Impact Glass	0.19	0.06	0.22	0.10	0.24	0.14	0.27	0.18
		Dual Pane—Laminated Low E Impact Glass	0.19	0.07	0.22	0.13	0.24	0.17	0.26	0.23
		Dual Pane—Low E Wrought Iron	0.20	0.07	0.23	0.13	0.24	0.17	0.27	0.23
		Dual Pane—Low E-270 (Clear/Internal Grille)	0.19	0.05	0.22	0.08	0.24	0.11	0.26	0.15
		Dual Pane—Low E (Mini Blind UP)	N/A	N/A	0.26 ✖	0.10 ✖	0.29	0.14	0.32 ✖	0.18 ✖
		Dual Pane—Low E (Mini Blind DOWN)	N/A	N/A	0.23	0.06	0.25	0.07	0.28	0.09
		Dual Pane—Laminated Low E Impact (Mini Blind UP)	N/A	N/A	0.25	0.09	0.27	0.13	0.31 ✖	0.17 ✖
Dual Pane—Laminated Low E Impact (Mini Blind DOWN)	N/A	N/A	0.23	0.05	0.25	0.06	0.28	0.09		
TYPE	SWING	GLAZING	1/4 Lite ≤ 65 sq in		1/2 Lite ≤ 281 sq in		3/4 Lite ≤ 391 sq in		Full Lite > 391 sq in	
Fiberglass Sidelite	Inswing & Outswing	Triple Pane—Laminated Impact Glass	N/A	N/A	0.22	0.10	0.24	0.13	0.27	0.18
		Triple Pane—Decorative Glass	N/A	N/A	0.22	0.10	0.24	0.14	0.27	0.19
		Triple Pane—Obscure (5mm) Glass	N/A	N/A	0.22	0.10	0.24	0.14	0.27	0.19
		Triple Pane—Laminated Low E Impact Glass	N/A	N/A	0.17	0.05	0.18	0.07	0.19	0.09
		Dual Pane—Laminated Impact Glass	N/A	N/A	0.23	0.10	0.25	0.13	0.28	0.18
		Dual Pane—Laminated Low E Impact Glass	N/A	N/A	0.17	0.05	0.18	0.07	0.19	0.09
		Dual Pane—Low E Wrought Iron	N/A	N/A	0.17	0.05	0.18	0.07	0.19	0.09
		Dual Pane—Low E-270 (Clear/Internal Grille)	N/A	N/A	0.22	0.06	0.24	0.07	0.26	0.09
		Dual Pane—Low E (Mini Blind UP)	N/A	N/A	0.19	0.03	0.21	0.04	0.24	0.05
		Dual Pane—Low E (Mini Blind DOWN)	N/A	N/A	0.17	0.02	0.18	0.03	0.19	0.04
		Dual Pane—Laminated Low E Impact (Mini Blind UP)	N/A	N/A	0.19	0.03	0.20	0.04	0.23	0.05
		Dual Pane—Laminated Low E Impact (Mini Blind DOWN)	N/A	N/A	0.17	0.02	0.18	0.03	0.19	0.04
Air Leakage ≤ 0.3 cfm/ft²										

ROUGH OPENING INFORMATION

ROUGH OPENING INFORMATION



Notice: Listed at right are some of the most common door configurations, with rough opening dimensions. If you find that your rough opening does not match the standard sizes, we have options that help to accommodate almost any rough opening size. Ask your Home Depot associate for more information regarding cut-down and sidelite spreader options.

Doors with Sidelite(s): Rough Opening sizes shown at right are for a standard continuous head and sill setup with primed wood jamb or unfinished PVC jamb. Note: Some PVC Jamb options may add 1/2" per sidelite to the width shown in the chart at right (this will be a continuous head and sill unit, but at a box construction size).

Box Construction Size Option: We also offer our doors in box construction size depending on jamb option. This size adds 1/2" to the measurements shown per sidelite.

Box Construction with Spread Mull Option: Allows for a 1/2" to 3" spread between door and sidelite. Built as standard box construction and only available on certain jamb options. Double Door with Two Sidelites: Only available in Box Construction as standard and no Spread Mullion.

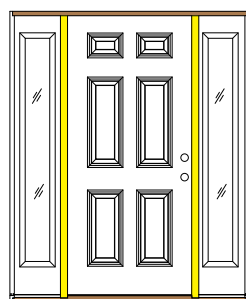
Outswing Units: Come standard with a Bumper-Style Sill, which requires that you subtract 1-1/8" from the Prehung Unit and Rough Opening height. Also add 1/2" to Brickmold Opening for width.

Wheelchair Accessible: Subtract 7/8" from any of the heights shown.

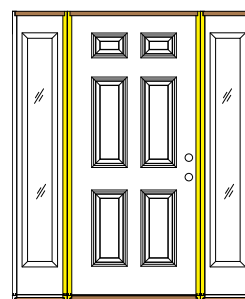
Threshold: Inswing Units – Threshold height is 1-3/8", which allows for approximately 1" opening clearance. If a spacer is needed under sill to allow for proper opening clearance, please adjust rough opening accordingly.

Transom: To calculate heights for combined doors and transoms, add the transom height to the Chart height.

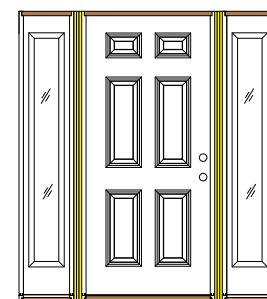
PRE-HUNG SETUP CONSTRUCTION EXAMPLES



Continuous head and sill



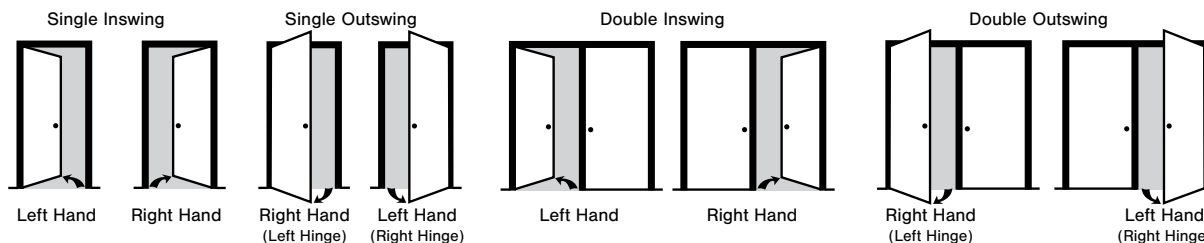
Box construction



Box construction with spread mullion

DOOR SWING & HANDING

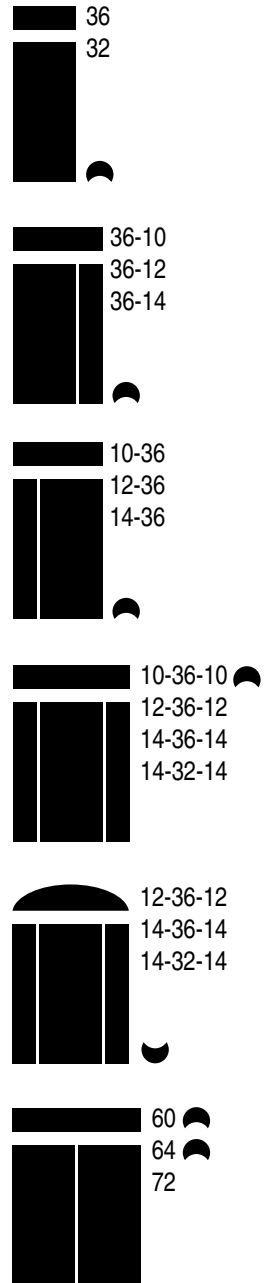
Viewed From The Outside



ROUGH OPENING CHART

NOMINAL DOOR WIDTH	NOMINAL DOOR HEIGHT	PREHUNG UNIT SIZE	ROUGH OPENING	BRICKMOLD OPENING
14"	6/8	15-1/2" x 81-5/8"	16-1/4" x 82-1/8"	18" x 82-7/8"
12"	6/8	13-1/2" x 81-5/8"	14-1/4" x 82-1/8"	16" x 82-7/8"
10"	6/8	11-5/8" x 81-5/8"	12-3/8" x 82-1/8"	14-1/8" x 82-7/8"
14"	7/0	15-1/2" x 85-5/8"	16-1/4" x 86-1/8"	18" x 86-7/8"
14"	8/0	15-1/2" x 97-5/8"	16-1/4" x 98-1/8"	18" x 98-7/8"
12"	8/0	13-1/2" x 97-5/8"	14-1/4" x 98-1/8"	16" x 98-7/8"
36"	6/8	37-1/2" x 81-5/8"	38-1/4" x 82-1/8"	40" x 82-7/8"
34"	6/8	35-1/2" x 81-5/8"	36-1/4" x 82-1/8"	38" x 82-7/8"
32"	6/8	33-1/2" x 81-5/8"	34-1/4" x 82-1/8"	36" x 82-7/8"
30"	6/8	31-1/2" x 81-5/8"	32-1/4" x 82-1/8"	34" x 82-7/8"
36"	7/0	37-1/2" x 85-5/8"	38-1/4" x 86-1/8"	40" x 86-7/8"
36"	8/0	37-1/2" x 97-5/8"	38-1/4" x 98-1/8"	40" x 98-7/8"
42"	8/0	43-1/2" x 97-5/8"	44-1/4" x 98-1/8"	46" x 98-7/8"
36"-14"SL	6/8	52-1/2" x 81-5/8"	53-1/4" x 82-1/8"	55" x 82-7/8"
36"-12"SL	6/8	50-1/2" x 81-5/8"	51-1/4" x 82-1/8"	53" x 82-7/8"
36"-10"SL	6/8	48-5/8" x 81-5/8"	49-3/8" x 82-1/8"	51-1/8" x 82-7/8"
32"-14"SL	6/8	48-1/2" x 81-5/8"	49-1/4" x 82-1/8"	51" x 82-7/8"
32"-12"SL	6/8	46-1/2" x 81-5/8"	47-1/4" x 82-1/8"	49" x 82-7/8"
36"-14"SL	7/0	52-1/2" x 85-5/8"	53-1/4" x 86-1/8"	55" x 86-7/8"
36"-14"SL	8/0	52-1/2" x 97-5/8"	53-1/4" x 98-1/8"	55" x 98-7/8"
36"-12"SL	8/0	50-1/2" x 97-5/8"	51-1/4" x 98-1/8"	53" x 98-7/8"
42"-14"SL	8/0	58-1/2" x 97-5/8"	59-1/4" x 98-1/8"	61" x 98-7/8"
36"-14"SL	6/8	67-1/2" x 81-5/8"	68-1/4" x 82-1/8"	70" x 82-7/8"
36"-12"SL	6/8	63-1/2" x 81-5/8"	64-1/4" x 82-1/8"	66" x 82-7/8"
36"-10"SL	6/8	59-3/4" x 81-5/8"	60-1/2" x 82-1/8"	62-1/4" x 82-7/8"
32"-14"SL	6/8	63-1/2" x 81-5/8"	64-1/4" x 82-1/8"	66" x 82-7/8"
32"-12"SL	6/8	59-1/2" x 81-5/8"	60-1/4" x 82-1/8"	62" x 82-7/8"
36"-14"SL	7/0	67-1/2" x 85-5/8"	68-1/4" x 86-1/8"	70" x 86-7/8"
36"-14"SL	8/0	67-1/2" x 97-5/8"	68-1/4" x 98-1/8"	70" x 98-7/8"
36"-12"SL	8/0	63-1/2" x 97-5/8"	64-1/4" x 98-1/8"	66" x 98-7/8"
42"-14"SL	8/0	73-1/2" x 97-5/8"	74-1/4" x 98-1/8"	76" x 98-7/8"
72" (36-36)	6/8	74" x 81-5/8"	74-3/4" x 82-1/8"	76-1/2" x 82-7/8"
68" (34-34)	6/8	70" x 81-5/8"	70-3/4" x 82-1/8"	72-1/2" x 82-7/8"
64" (32-32)	6/8	66" x 81-5/8"	66-3/4" x 82-1/8"	68-1/2" x 82-7/8"
60" (30-30)	6/8	62" x 81-5/8"	62-3/4" x 82-1/8"	64-1/2" x 82-7/8"
72" (36-36)	7/0	74" x 85-5/8"	74-3/4" x 86-1/8"	76-1/2" x 86-7/8"
72" (36-36)	8/0	74" x 97-5/8"	74-3/4" x 98-1/8"	76-1/2" x 98-7/8"
84" (42-42)	8/0	86" x 97-5/8"	86-3/4" x 98-1/8"	88-1/2" x 98-7/8"
88" (12-32-32-12)	6/8	93" x 81-5/8"	93-3/4" x 82-1/8"	95-1/2" x 82-7/8"
96" (12-36-36-12)	6/8	101" x 81-5/8"	101-3/4" x 82-1/8"	103-1/2" x 82-7/8"
92" (14-32-32-14)	6/8	97" x 81-5/8"	97-3/4" x 82-1/8"	99-1/2" x 82-7/8"
100" (14-36-36-14)	6/8	105" x 81-5/8"	105-3/4" x 82-1/8"	107-1/2" x 82-7/8"
100" (14-36-36-14)	7/0	105" x 85-5/8"	105-3/4" x 86-1/8"	107-1/2" x 86-7/8"
100" (14-36-36-14)	8/0	105" x 97-5/8"	105-3/4" x 98-1/8"	107-1/2" x 98-7/8"
100" (12-36-36-12)	8/0	101" x 97-5/8"	101-3/4" x 98-1/8"	103-1/2" x 98-7/8"

TRANSOMS



Heights 12" & 14-3/4"
unless otherwise noted

☐ 12" height only

☐ 14-3/4" only

Widths listed next
to configuration



DESIGNED TO MEET IMPACT REQUIREMENTS
FOR "HVHZ" AREAS IN FLORIDA

Rough openings for HVHZ (Impact) are smaller than Rough Opening Chart sizes.
Maximum space between Actual Unit Size and Rough Opening is 1/2" in width and 1/4" in height.

LIMITED LIFETIME WARRANTY

Feather River Doors fiberglass entry and patio door systems by Trinity Glass International, Inc. (hereinafter Trinity) are warranted to be free from defects in material and workmanship that would render the door unfit for its intended use under normal conditions, subject to the conditions and restrictions contained herein. This warranty extends only to the original purchaser/first end user (hereinafter Customer) from the date of purchase and extending to the following periods:

Lifetime Warranty on all door slabs and sidelite slabs

Limited Lifetime Warranty on PVC jambs, brickmoulds and mullions

Limited Lifetime Warranty on doorlite (glass) frames

10 Years Limited Warranty on insulated glass against seal failure

5 Years Limited Warranty on factory finish (paint and stain)

2 Years Limited Warranty on all wood products (i.e. jambs, brickmoulds, mullion) and all other components not specified in this warranty

The following are exceptions that may void the warranty or are not otherwise considered to be defects in material or workmanship:

1. Damage caused by failure to comply with the installation, finishing and maintenance instructions and recommendations by Trinity.
2. Damage caused by improper storage and handling, abuse, abnormal and unreasonable use by the Customer or other parties beyond the control of Trinity, to include but not limited to damages caused during shipping, handling, installation, replacement of genuine Trinity parts or components, unauthorized repairs, or any act(s) performed to the products not in compliance with Trinity's instructions and recommendations.
3. Damage from harsh natural conditions, including but not limited to substantial exposure to sun, salt spray, lightning, windstorms, earthquakes, acts of God, and other severe environmental conditions including but not limited to harsh chemicals or solvents, such as acidic brick washes or stucco leach.
4. Broken or shattered glass, normal wear and tear of components, improper maintenance, improper cleaning, improper caulking, and damage caused by pets or wild animals.
5. Bowing not exceeding 1/4 inch in the plane of the door. This shall be determined by placing a straight edge on the bowed surface of the door and measuring the point of maximum distance between the bottom of the straight edge and the surface of the door, accounting for panels and glazing recesses.
6. For unfinished products, failure to properly finish all door/sidelite/transom surfaces and/or jamb materials within 2 weeks of installation or 6 months from the date of purchase, whichever is sooner.
7. Natural variations in color or texture of any wood grain surface shall not be considered a defect. When exposed to direct sunlight over long periods of time, discoloration may occur, but this will be within the accepted tolerances contained within 5 Delta E units, calculated in accordance with ASTM E 308, ASTM E 805 and ASTM D 2244, effective on the date the product is manufactured. Non-uniform fading and/or color changes are natural occurrences if the exterior surfaces of the products are not equally exposed to the sun and other environmental conditions.
8. Natural conditions created during the manufacturing process used in making decorative glass panels such as bubbles, streaks and swirls in decorative glass shall not be considered a defect. Irregularity in glass that is not visible from farther than six feet shall not be considered defects.
9. Any damage caused by improper installation of a storm door or the installation of a non-ventilating, full glass storm door shall void this warranty.
10. This warranty applies only to doors installed in owner occupied residential dwellings within the U.S., during the Customer's ownership, and is non-transferable.
11. Repaired or replaced components are warranted on the same terms and only for the remainder of the original warranty period. Color and grain match are not guaranteed. Trinity reserves the right to discontinue or change products or components. If a product or component is not available, Trinity may select and provide a like product or component of equal quality and price.

Warranty Claim Procedures:

In the event of a defect covered under this warranty, Customer shall comply with the following claim procedures:

1. Written warranty claim shall be presented to Trinity.
2. Customer's written claim must include the following information:
 - Nature or adequate description of defect(s).
 - Identification of product including size, design, type, and product number (if available).
 - Date of purchase.
 - Proof of purchase.
3. Upon Trinity's request, Customer must permit Trinity (or its representative) to inspect the claimed defective door system and provide photographs of the defective product. Trinity shall have 30 days from receipt of Customer's written claim to exercise this option to inspect.

Upon receipt of a valid claim, Trinity shall have the option to either repair the product or provide a replacement product of like kind and design. Further, in lieu of repair or replacement, Trinity reserves the right to refund the Customer's purchase price (not replacement price).

THIS SHALL BE THE CUSTOMER'S SOLE AND EXCLUSIVE REMEDY, AND IN NO EVENT SHALL TRINITY BE RESPONSIBLE FOR LABOR, SHIPPING, FINISHING EXPENSES, REMOVAL OF PRODUCT, INSTALLATION OF REPLACEMENT PRODUCT, OR OTHER INCIDENTAL AND/OR CONSEQUENTIAL CHARGES, COSTS, EXPENSES OR CLAIMS INCURRED BY CUSTOMER.

If Trinity elects to refund the purchase price, this warranty will be prorated from the date of purchase in the following manner: 0-5 years, 100% of the original purchase price; 6-10 years, prorated at 75% of original purchase price; and 11 years and up, 50% of original purchase price.

Trinity makes no other warranty, including a warranty of merchantability or fitness for a particular purpose, with respect to the product or replacement except to the extent provided herein. Invalidity of any one or more of the provisions of this limited warranty shall in no way affect any of the provisions in this limited warranty which remain in full force and effect. Any and all legal actions for any and every breach of this warranty shall be instituted and maintained in any court of competent jurisdiction in the County of King, State of Washington. Trinity reserves the right to modify the terms and conditions of this warranty without prior notice.

Please direct all questions about this warranty to: info@featherriverdoor.com or 888-533-2843.

Trinity Glass International, Inc. | 33615 1st Way South | Federal Way, WA 98003

Revised 7/30/2018

FINISHING INSTRUCTIONS

FEATHER RIVER HAND STAINED DOORS AND JAMBS:

Feather River hand stained doors and jambs already come with a polyurethane UV top coat which protects the door during the 5 year finish warranty. It does not require additional topcoats at time of purchase but you will need to apply additional topcoats after 2-5 years as mentioned in the Care & Maintenance section below.

PAINTED FINISH:

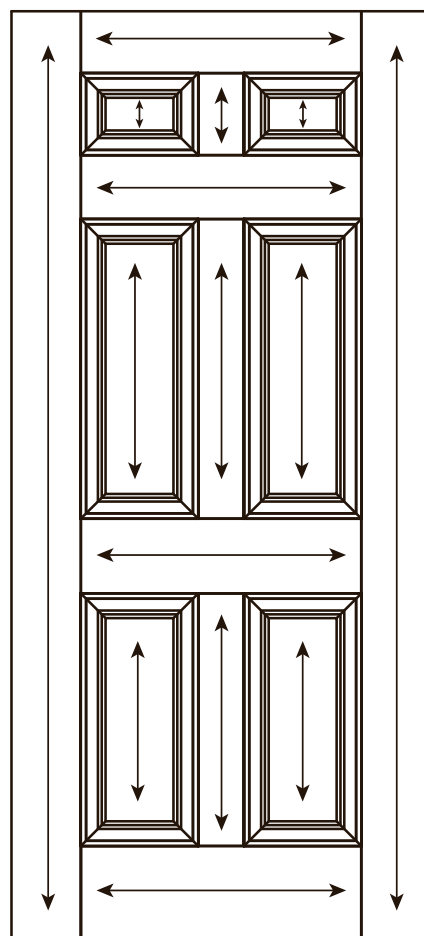
UNFINISHED FIBERGLASS DOORS AND PVC JAMBS

You can use any high quality oil based or latex based exterior paint. Priming the door is not required, but we do recommend a light sanding with 600 grit sandpaper for better paint adhesion. Before applying a paint, wipe the door and doorlite frame with a damp cloth to remove any dirt, oil, or debris. Allow the surface to fully dry before painting. For a pleasing look, we recommend painting with strokes in the directions shown. Apply at least two coats of paint, following the paint manufacturer's recommended instructions along with drying time between coats.

PVC UNFINISHED JAMBS: You can use any high quality oil based or latex based exterior paint. Priming the jamb is not required, but before applying a paint, wipe the jamb with a damp cloth to remove any dirt, oil, or debris. Allow the surface to fully dry before painting. Apply at least two coats of paint, following the paint manufacturer's recommended instructions along with drying time between coats. We also recommend following the Feather River installation instructions and properly caulk around the brickmold, jamb, and threshold area.

CARE & MAINTENANCE

We recommend on any hand stained product that you reapply a UV topcoat over the existing topcoat every 2-5 years to protect your beautiful entryway from harsh weathering. We do not recommend stripping the finish. In locations with severe weather exposure, more frequent maintenance may be required. Caulk as well as repaint your doors as soon as deterioration can be detected.





Styles & Finishes

MAHOGANY	OAK	SMOOTH
Cherry	Ash	Ready to Paint
Chocolate	Light	
Chestnut	Medium	
	Walnut	

SILVERDALE®

Privacy Rating 7 of 10

Brass – B | Patina – P | Zinc – Z

All door heights shown 6'8" | Widths shown next to door

8'0" height options available, see pages 64-67

See page 4 for door finish and panel profile availability

▲ 7'0" height option available as 36" width door in Unfinished Oak

● Unfinished option also available: Ready to stain or paint

▲ IMPACT options available, see pages 60-63

All 34" width Mahogany doors available in Chestnut finish only

All 34" width Oak doors available in Medium and Walnut finishes only



All Doors and Sidelites in the Silverdale® Collection are ENERGY STAR certified for all 50 states

Glass designs may vary slightly due to door shape and size

MAHOGANY WOODGRAIN



OAK WOODGRAIN



SMOOTH



TRANSOMS

Brass and Patina

Elliptical		Rectangular		Rectangular	
Height 14-3/4		Height 12 & 14-3/4		Height 12 & 14-3/4	
12-36-12	14-32-14 14-36-14	10-36-10 12-36-12	14-32-14 14-36-14	36-36	



LAKEWOOD®

Privacy Rating 6 of 10

Brass – B | Patina – P | Zinc – Z

All door heights shown 6'8" | Widths shown next to door

8'0" height options available, see pages 64-67

See page 4 for door finish and panel profile availability



Styles & Finishes

MAHOGANY	OAK	SMOOTH
Cherry	Ash	Ready to Paint
Chocolate	Light	
Chestnut	Medium	
	Walnut	

▲ 7'0" height option available as 36" width door / 14" sidelite in Unfinished Oak (Patina & Zinc only)

● Unfinished option also available: Ready to stain or paint

▲ IMPACT options available, see pages 60-63

All 34" width Mahogany doors available in Chestnut finish only

All 34" width Oak doors available in Medium and Walnut finishes only



Glass designs may vary slightly due to door shape and size

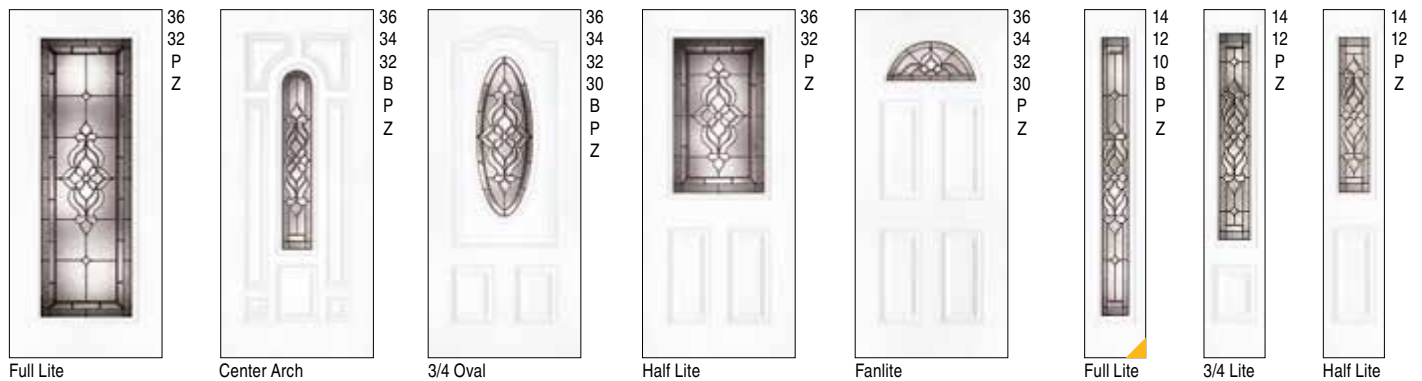
MAHOGANY WOODGRAIN



OAK WOODGRAIN



SMOOTH



All Doors and Sidelites in the Lakewood® Collection are ENERGY STAR certified for all 50 states



CARMEL™

Privacy Rating 5 of 10

Patina

All door heights shown 6'8" | Widths shown next to door

See page 4 for door finish and panel profile availability



Styles & Finishes

MAHOGANY/ COTTAGE	OAK	SMOOTH
Cherry	Ash	Ready to Paint
Chocolate	Light	
Chestnut	Medium	
Honey*	Walnut	
Painted White*		

*Cottage Mahogany only

▲ 7'0" height option available as 36" width door / 14" sidelite in Unfinished Oak

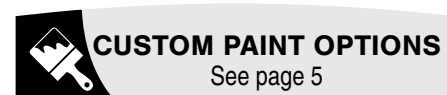
● Unfinished option also available: Ready to paint (Mahogany); Ready to stain or paint (Oak)

◆ Dentil shelf option available

▲ IMPACT options available, see pages 60-63

All 34" width Mahogany doors available in Chestnut finish only

All 34" width Oak doors available in Medium and Walnut finishes only



Glass designs may vary slightly due to door shape and size

MAHOGANY WOODGRAIN



Center Arch

36
34



3/4 Oval Deluxe

36



Full Lite

14
12
10



3/4 Lite

14



Center Arch

14

COTTAGE MAHOGANY



Cottage Craftsman

36



Full Lite

14
12
10



Craftsman

36
34



Full Lite

14
12
10

OAK WOODGRAIN



Center Arch

36
34



Half Lite

36
32



Craftsman Arch

36
32



Full Lite

14
12
10



Center Arch

14
12



Half Lite

14
12

SMOOTH



Center Arch

36
34
32




3/4 Oval

36
34
32
30



Half Lite

36
32



Craftsman Arch

36
34
32



Full Lite

14
12
10




Half Lite

14
12



Craftsman

36
34



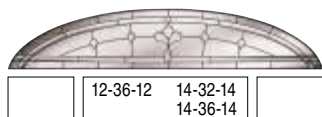
Full Lite

14
12
10

TRANSOMS

Elliptical

Height 14-3/4



All Doors and Sidelites in the Carmel™ Collection are ENERGY STAR certified for all 50 states

MEDINA®

Privacy Rating 7 of 10

Brass – B | Zinc – Z

Styles & Finishes


MAHOGANY



OAK




SMOOTH



All door heights shown 6'8" | Widths shown next to door

8'0" height options available, see page 66

See page 4 for door finish and panel profile availability



MAHOGANY WOODGRAIN



Center Arch



3/4 Oval



Full Lite



Center Arch

OAK WOODGRAIN



Center Arch



3/4 Oval

SMOOTH



Center Arch



3/4 Oval

- ▲ 7'0" height option available as 36" width door / 14" sidelite in Unfinished Oak

- Unfinished option also available: Ready to stain or paint

All 34" width Mahogany doors available in Chestnut finish only

All 34" width Oak doors available in Medium and Walnut finishes only



CUSTOM PAINT OPTIONS
See page 5



All Doors and Sidelites in the Medina® Collection are ENERGY STAR certified for all 50 states



Full Lite



3/4 Lite



Center Arch



Half Lite



Full Lite



3/4 Lite



Half Lite



SAPPHIRE™

Privacy Rating 7 of 10

Patina

Styles & Finishes

OAK

-  Ash
-  Light
-  Medium
-  Walnut

SMOOTH

-  Ready to Paint

All door heights shown 6'8" | Widths shown next to door

8'0" height options available, see pages 64-67

See page 4 for door finish and panel profile availability

OAK WOODGRAIN

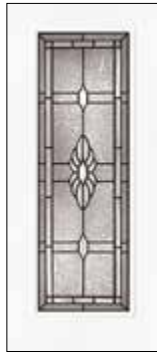


Full Lite



Center Arch

SMOOTH



Full Lite



Center Arch



Half Lite



Fanlite



3/4 Oval



Half Lite

▲ 7'0" height option available as 36" width door / 14" sidelite in Unfinished Oak

● Unfinished option also available: Ready to stain or paint

All 34" width Oak doors available in Medium and Walnut finishes only




Full Lite



Center Arch



Fanlite



Full Lite



CUSTOM PAINT OPTIONS

See page 5



All Doors and Sidelites in the Sapphire™ Collection are ENERGY STAR certified for all 50 states

Glass designs may vary slightly due to door shape and size



PRESTON®

Privacy Rating 7 of 10

Patina – P | Zinc – Z

All door heights shown 6'8" | Widths shown next to door

8'0" height options available, see pages 64-67

See page 4 for door finish and panel profile availability



Styles & Finishes




TEAK

-  Cocoa
-  Painted White

MAHOGANY/ COTTAGE

-  Cherry
-  Chocolate
-  Chestnut
-  Honey*
-  Painted White*

OAK

-  Ash
-  Light
-  Medium
-  Walnut

SMOOTH

-  Ready to Paint

▲ 7'0" height option available as 36" width door / 14" sidelite in Unfinished Oak

● Unfinished option also available: Ready to paint (Teak & Mahogany); Ready to stain or paint (Oak)

◆ Dentil shelf option available

▲ IMPACT options available, see pages 60-63

34" Teak door available in Cocoa finish only

All 34" width Mahogany doors available in Chestnut finish only


All 34" width Oak doors available in Medium and Walnut finishes only



*Cottage Mahogany only

Glass designs may vary slightly due to door shape and size


TEAK WOODGRAIN



COTTAGE MAHOGANY



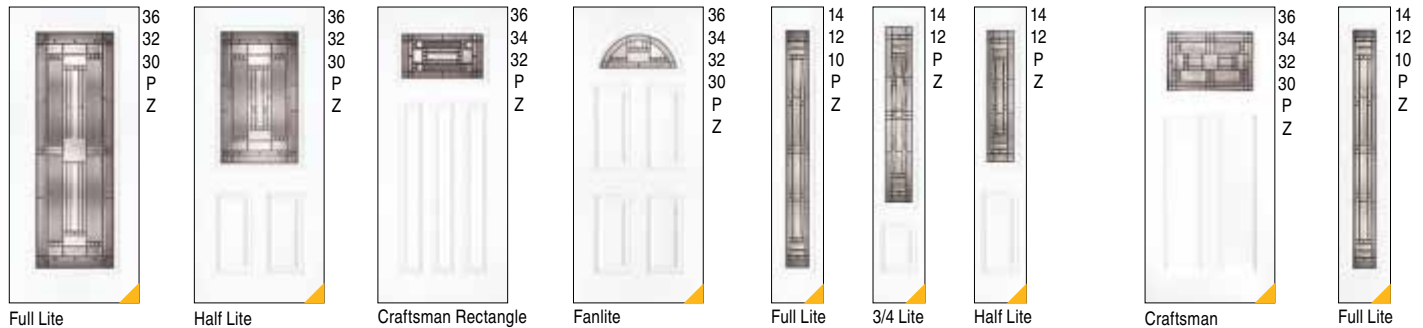
MAHOGANY WOODGRAIN



OAK WOODGRAIN



SMOOTH



TRANSOMS

Rectangular

Height 12 & 14-3/4

Rectangular

Height 12 & 14-3/4

Patina and Zinc



*12" Transom only



36-36



All Doors and Sidelites in the Preston® Collection are ENERGY STAR certified for all 50 states



PHOENIX™

Privacy Rating 8 of 10

Patina

All door heights shown 6'8" | Widths shown next to door

8'0" height options available, see pages 64-67

See page 4 for door finish and panel profile availability




Styles & Finishes




TEAK

-  Cocoa
-  Painted White

MAHOGANY/ COTTAGE

-  Cherry
-  Chocolate
-  Chestnut
-  Honey*
-  Painted White*

OAK

-  Ash
-  Light
-  Medium
-  Walnut

SMOOTH

-  Ready to Paint

- Unfinished option also available: Ready to paint (Teak & Mahogany); Ready to stain or paint (Oak)

- ◆ Dentil shelf option available

34" Teak door available in Cocoa finish only

All 34" width Mahogany doors available in Chestnut finish only

All 34" width Oak doors available in Medium and Walnut finishes only



*Cottage Mahogany only

Glass designs may vary slightly due to door shape and size

TEAK WOODGRAIN



Lighthouse™ 1-Lite



Full Lite

Some decorative door styles may not have a matching sidelite but could pair well with an obscure or clear glass option.

Reeded sidelite shown.

COTTAGE MAHOGANY



Cottage Craftsman



Full Lite

MAHOGANY WOODGRAIN



3/4 Lite



Center Arch



Full Lite



Center Arch



Craftsman



Full Lite




Craftsman

OAK WOODGRAIN



3/4 Lite



Center Arch



Craftsman Rectangle



Craftsman Arch



Fanlite




Full Lite



Center Arch


SMOOTH



Center Arch



Craftsman Rectangle



Craftsman Arch



Fanlite



Full Lite



Craftsman



Full Lite



All Doors and Sidelites in the Phoenix™ Collection are ENERGY STAR certified for all 50 states

BRILLIANT STAR™

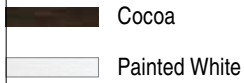
Privacy Rating 6 of 10

Patina – P | Zinc – Z



Styles & Finishes


TEAK



OAK



MAHOGANY/ COTTAGE



SMOOTH



*Cottage Mahogany only

All door heights shown 6'8" | Widths shown next to door

8'0" height options available, see pages 64-67

See page 4 for door finish and panel profile availability

TEAK WOODGRAIN



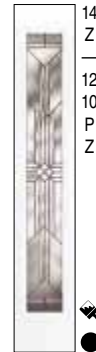
Lighthouse™ 1-Lite

Some decorative door styles may not have a matching sidelite but could pair well with an obscure or clear glass option.

COTTAGE MAHOGANY



Cottage Craftsman




Full Lite

MAHOGANY WOODGRAIN



3/4 Oval



Full Lite



Craftsman



Full Lite

OAK WOODGRAIN



Center Arch




3/4 Oval

SMOOTH



Center Arch



Full Lite



Full Lite



Center Arch



Craftsman



Full Lite

- Unfinished option also available: Ready to paint (Teak & Mahogany); Ready to stain or paint (Oak)

- ◆ Dentil shelf option available

34" Teak door available in Cocoa finish only

All 34" width Mahogany doors available in Chestnut finish only

All 34" width Oak doors available in Medium and Walnut finishes only



All Doors and Sidelites in the Brilliant Star™ Collection are ENERGY STAR certified for all 50 states

Glass designs may vary slightly due to door shape and size





SENA™

Privacy Rating 8 of 10


Patina

Styles & Finishes





TEAK

-  Cocoa
-  Painted White


OAK

-  Ash
-  Light
-  Medium
-  Walnut

MAHOGANY/ COTTAGE

-  Cherry
-  Chocolate
-  Chestnut
-  Honey*
-  Painted White*

SMOOTH

-  Ready to Paint

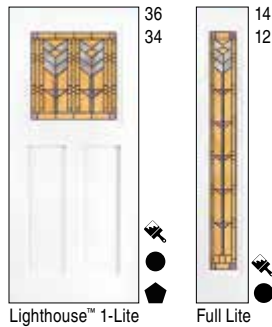
*Cottage Mahogany only

All door heights shown 6'8" | Widths shown next to door

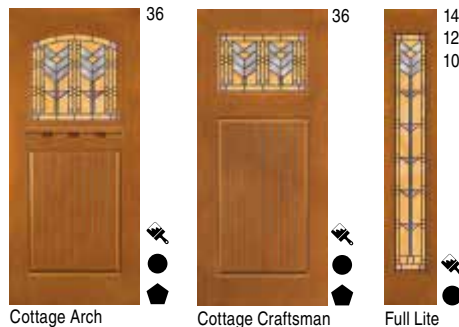
8'0" height options available, see pages 64-67

See page 4 for door finish and panel profile availability

TEAK WOODGRAIN



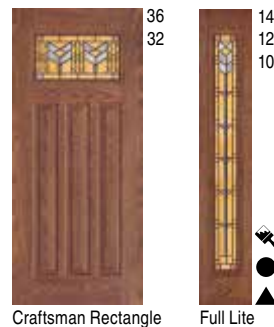
COTTAGE MAHOGANY



MAHOGANY WOODGRAIN



OAK WOODGRAIN



▲ 7'0" height option available as 36" width door / 14" sidelite in Unfinished Oak

● Unfinished option also available: Ready to paint (Teak & Mahogany); Ready to stain or paint (Oak)

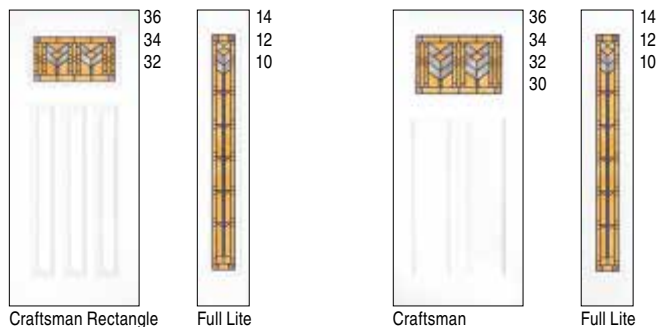
◆ Dentil shelf option available

34" Teak door available in Cocoa finish only

All 34" width Mahogany doors available in Chestnut finish only

All 34" width Oak doors available in Medium and Walnut finishes only

SMOOTH



 **CUSTOM PAINT OPTIONS**
See page 5



All Doors and Sidelites in the Sena™ Collection are ENERGY STAR certified for all 50 states

Glass designs may vary slightly due to door shape and size



MONROE™


Privacy Rating 6 of 10

Patina – P | Zinc – Z

All door heights shown 6'8" | Widths shown next to door

8'0" height options available, see pages 64-67

See page 4 for door finish and panel profile availability



Styles & Finishes

MAHOGANY/ COTTAGE	OAK	SMOOTH
Cherry	Ash	Ready to Paint
Chocolate	Light	
Chestnut	Medium	
Honey*	Walnut	
Painted White*		

*Cottage Mahogany only

▲ 7'0" height option available as 36" width door / 14" sidelite in Unfinished Oak

● Unfinished option also available: Ready to paint (Mahogany); Ready to stain or paint (Oak)

◆ Dentil shelf option available

▲ IMPACT options available, see pages 60-63

All 34" width Mahogany doors available in Chestnut finish only

All 34" width Oak doors available in Medium and Walnut finishes only



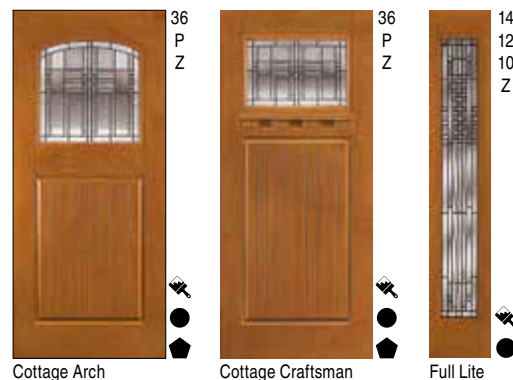
All Doors and Sidelites in the Monroe™ Collection are ENERGY STAR certified for all 50 states

Glass designs may vary slightly due to door shape and size

MAHOGANY WOODGRAIN




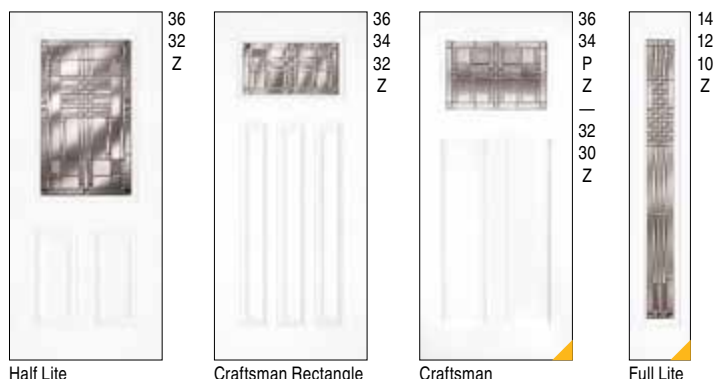
COTTAGE MAHOGANY



OAK WOODGRAIN



SMOOTH




CLARKSTON™

Privacy Rating 8 of 10

Zinc

Styles & Finishes

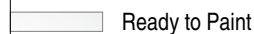
MAHOGANY



COTTAGE MAHOGANY



SMOOTH



All door heights shown 6'8" | Widths shown next to door

See page 4 for door finish and panel profile availability

● Unfinished option also available: Ready to stain or paint

◆ Dentil shelf option available

All 34" width Mahogany doors available in Chestnut finish only

MAHOGANY WOODGRAIN



Craftsman

COTTAGE MAHOGANY



Cottage Craftsman

SMOOTH



Craftsman



All Doors in the Clarkston™ Collection are ENERGY STAR certified for all 50 states



MISSION POINTE™

Privacy Rating 8 of 10

Zinc

Styles & Finishes

OAK




SMOOTH



All door heights shown 6'8" | Widths shown next to door

8'0" height options available, see pages 64-67

See page 4 for door finish and panel profile availability



OAK WOODGRAIN



Full Lite



Center Arch

SMOOTH



Full Lite




Center Arch



Half Lite



Craftsman Rectangle



3/4 Oval



Half Lite

▲ 7'0" height option available as 36" width door / 14" sidelite in Unfinished Oak

● Unfinished option also available: Ready to stain or paint

All 34" width Oak doors available in Medium and Walnut finishes only



CUSTOM PAINT OPTIONS
See page 5




All Doors and Sidelites in the Mission Pointe™ Collection are ENERGY STAR certified for all 50 states



Full Lite



Center Arch



Craftsman Rectangle



Full Lite

Glass designs may vary slightly due to door shape and size

ROCHESTER™

Privacy Rating 7 of 10 Patina

Styles & Finishes

OAK

- Ash
- Light
- Medium
- Walnut

SMOOTH

- Ready to Paint

All door heights shown 6'8" | Widths shown next to door

See page 4 for door finish and panel profile availability

OAK WOODGRAIN



Center Arch



Half Lite

SMOOTH



Center Arch



3/4 Oval



Craftsman Rectangle



Fanlite



Half Lite



Craftsman Rectangle

- ▲ 7'0" height option available as 36" width door / 14" sidelite in Unfinished Oak
- Unfinished option also available: Ready to stain or paint

All 34" width Oak doors available in Medium and Walnut finishes only

CUSTOM PAINT OPTIONS
See page 5



All Doors and Sidelites in the Rochester™ Collection are ENERGY STAR certified for all 50 states

Glass designs may vary slightly due to door shape and size




Styles & Finishes

TEAK

-  Cocoa
-  Painted White

MAHOGANY/ COTTAGE

-  Cherry
-  Chocolate
-  Chestnut
-  Honey*
-  Painted White*

OAK

-  Ash
-  Light
-  Medium
-  Walnut

SMOOTH

-  Ready to Paint

STAR

Privacy Rating 7 of 10

Patina

All door heights shown 6'8" | Widths shown next to door

8'0" height options available, see pages 64-67

See page 4 for door finish and panel profile availability

▲ 7'0" height option available as 36" width door / 14" sidelite in Unfinished Oak

● Unfinished option also available: Ready to paint (Teak & Mahogany); Ready to stain or paint (Oak)

◆ Dentil shelf option available

34" Teak door available in Cocoa finish only

All 34" width Mahogany doors available in Chestnut finish only

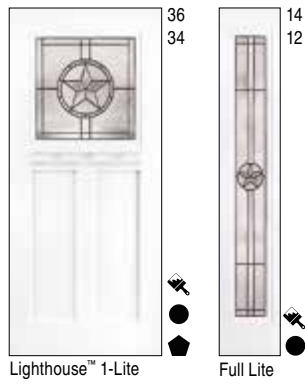
All 34" width Oak doors available in Medium and Walnut finishes only



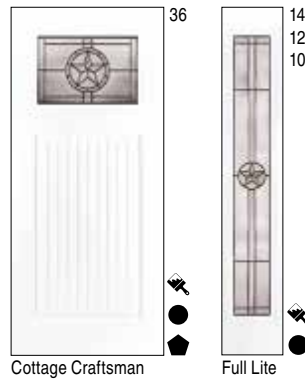
*Cottage Mahogany only

Glass designs may vary slightly due to door shape and size


TEAK WOODGRAIN



COTTAGE MAHOGANY



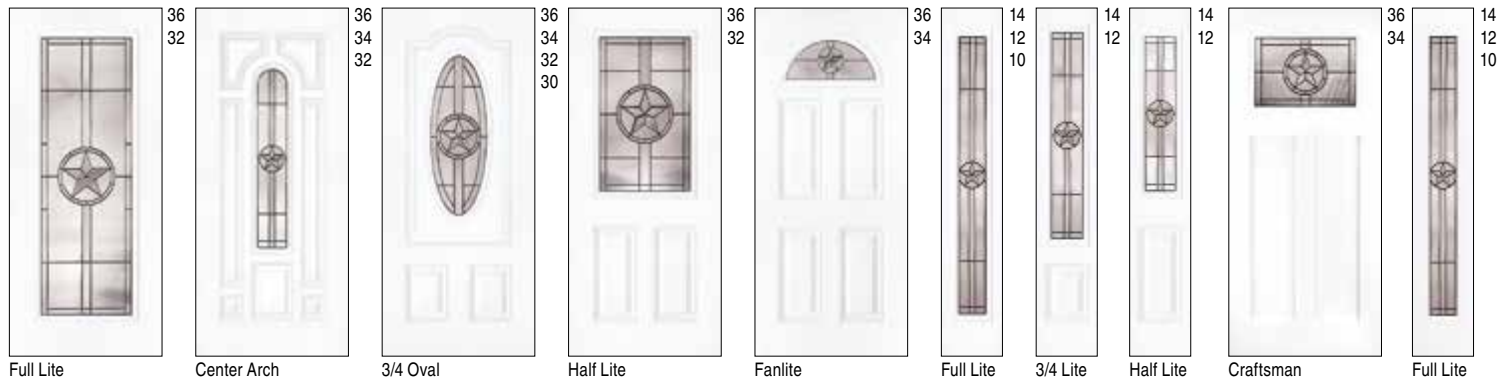
MAHOGANY WOODGRAIN



OAK WOODGRAIN

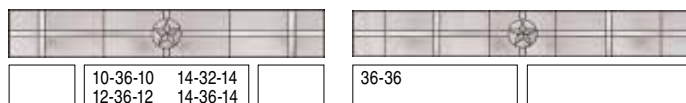


SMOOTH



TRANSOMS

Rectangular Height 12 Rectangular Height 12



All Doors and Sidelites in the Star Collection are ENERGY STAR certified for all 50 states



FLEUR DE LIS

Privacy Rating 7 of 10

Patina

All door heights shown 6'8" | Widths shown next to door


8'0" height options available, see pages 64-67

See page 4 for door finish and panel profile availability








Styles & Finishes




TEAK

-  Cocoa
-  Painted White

MAHOGANY/ COTTAGE

-  Cherry
-  Chocolate
-  Chestnut
-  Honey*
-  Painted White*

OAK

-  Ash
-  Light
-  Medium
-  Walnut

SMOOTH

-  Ready to Paint

▲ 7'0" height option available as 36" width door / 14" sidelite in Unfinished Oak

● Unfinished option also available: Ready to paint (Teak & Mahogany); Ready to stain or paint (Oak)

◆ Dentil shelf option available

34" Teak door available in Cocoa finish only

All 34" width Mahogany doors available in Chestnut finish only

All 34" width Oak doors available in Medium and Walnut finishes only




*Cottage Mahogany only

Glass designs may vary slightly due to door shape and size

TEAK WOODGRAIN



Lighthouse™ 1-Lite



Full Lite

MAHOGANY WOODGRAIN



3/4 Lite



Center Arch



3/4 Oval



Full Lite



3/4 Lite



Center Arch

COTTAGE MAHOGANY



Cottage Craftsman



Full Lite



Craftsman



Full Lite

OAK WOODGRAIN



Center Arch



3/4 Oval



Full Lite



Center Arch


SMOOTH




Center Arch



3/4 Oval



Full Lite



Craftsman



Full Lite



All Doors and Sidelites in the Fleur De Lis Collection are ENERGY STAR certified for all 50 states

WROUGHT IRON^{LOW-E}

Styles & Finishes

MAHOGANY



OAK



SMOOTH



All door heights shown 6'8" | Widths shown next to door

8'0" height options available, see pages 64-67

See page 4 for door finish and panel profile availability

Some decorative door styles may not have a matching sidelite but could pair well with an obscure or clear glass option.

- ▲ 7'0" height option available as 36" width door / 14" sidelite in Unfinished Oak
- Unfinished option also available: Ready to paint (Teak & Mahogany); Ready to stain or paint (Oak)
- ◆ Dentil shelf option available

34" Teak door available in Cocoa finish only

All 34" width Mahogany doors available in Chestnut finish only

All 34" width Oak doors available in Medium and Walnut finishes only



All Doors and Sidelites in the Wrought Iron Collection are ENERGY STAR certified for all 50 states

BELLANTE™

Privacy Rating 9 of 10

Wrought Iron



MAHOGANY WOODGRAIN



3/4 Lite

OAK WOODGRAIN



3/4 Lite

MARCELLO™

Privacy Rating 9 of 10

Wrought Iron



MAHOGANY WOODGRAIN



3/4 Lite



Full Lite

Hammered sidelite shown

SAN ANGELO™

Privacy Rating 8 of 10

Wrought Iron



OAK WOODGRAIN



Full Lite



Full Lite

MAHOGANY WOODGRAIN



3/4 Lite




Full Lite

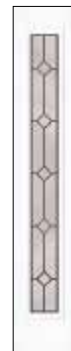


3/4 Lite

SMOOTH



Full Lite



Full Lite

Glass designs may vary slightly due to door shape and size

TORINO™

Privacy Rating 9 of 10 Wrought Iron



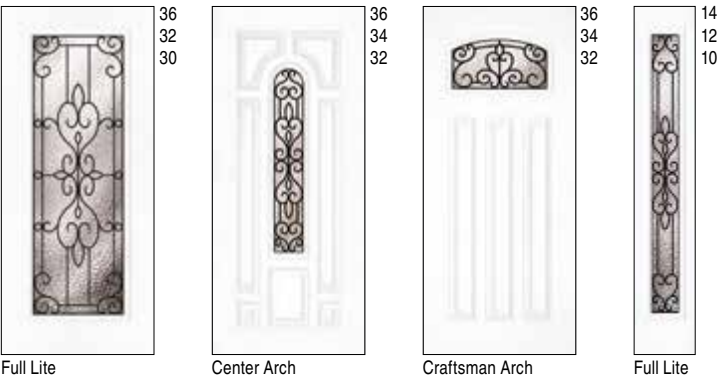
MAHOGANY WOODGRAIN



OAK WOODGRAIN



SMOOTH



DESIGNER

PR = Privacy Rating

Brass – B | Patina – P | Zinc – Z

Styles & Finishes

MAHOGANY/ COTTAGE



*Cottage Mahogany only

OAK



SMOOTH



All door heights shown 6'8" | Widths shown next to door

8'0" height options available, see pages 64-67

See page 4 for door finish and panel profile availability

Some decorative door styles may not have a matching sidelite but could pair well with an obscure or clear glass option.

- ▲ 7'0" height option available as 36" width door / 14" sidelite in Unfinished Oak
- Unfinished option also available: Ready to paint (Teak & Mahogany); Ready to stain or paint (Oak)
- ◆ Dentil shelf option available

34" Teak door available in Cocoa finish only


All 34" width Mahogany doors available in Chestnut finish only

All 34" width Oak doors available in Medium and Walnut finishes only



All Doors and Sidelites in the Designer Collection are ENERGY STAR certified for all 50 states

Glass designs may vary slightly due to door shape and size



WILLOW BROOK™

PR 7 of 10 | Z

MAHOGANY WOODGRAIN



3/4 Lite



Full Lite

Cord
sidelite
shown



HOPEWELL™

PR 7 of 10 | Z

MAHOGANY



3/4 Oval

OAK WOODGRAIN



3/4 Oval



BEVEL PR 1 of 10 | B P Z

MAHOGANY



Full Lite


SMOOTH & OAK WOODGRAIN



Full Lite



Full Lite



KINCAID™ PR 9 of 10 | P

MAHOGANY



Full Lite

OAK WOODGRAIN



Full Lite

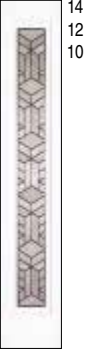


Full Lite


SMOOTH



Full Lite



Full Lite



RIDGWAY™ PR 8 of 10 | Z

OAK WOODGRAIN



Full Lite

SMOOTH



Full Lite



PINK LACEY™

PR 6 of 10 | B

MAHOGANY WOODGRAIN



3/4 Oval

OAK WOODGRAIN



3/4 Oval



3/4 Lite



PRAIRIE™

PR 5 of 10 | Z

SMOOTH & OAK WOODGRAIN



Craftsman Rectangle

*Smooth Only



COSMOPOLIS™

PR 5 of 10 | B

SMOOTH & OAK WOODGRAIN



Full Lite



VANDALIA™

PR 5 of 10 | Z

SMOOTH & OAK WOODGRAIN



Half Lite

OBSCURE BEAUTY SHOTS



Privacy 3/4 Lite Door w/ 4-Lite Colonial SDLs | Privacy 3/4 Lite Sidelites w/ 2-Lite Horizontal SDLs | Smooth Style | Painted Amalfi



Cross Reed 3-Lite Craftsman Middle Metro™ Door | Smooth Style | Painted Burnt Cranberry



6 Panel Door | Hammered Glass Full Lite Sidelites | Medium Oak Style



Sandstone™ 3-Lite Small Hinge Modern Door | Sandstone™ Full Lite Sidelites | Cocoa Teak Style

MODERN TEAK

PR = Privacy Rating

Styles & Finishes

TEAK


 Cocoa  Painted White



Modern 3-Lite Large
Shown: Reeded



Full Lite
Shown: Privacy



Modern 3-Lite Large
Shown: Hammered



Full Lite
Shown: Cord



Modern 3-Lite Small Hinge
Shown: Cord



Modern 3-Lite Small Middle
Shown: Privacy



Modern 3-Lite Small Latch
Shown: Hammered




Full Lite
Shown: Sandstone™



Modern 3-Lite Small Hinge
Shown: Sandstone™



Modern 3-Lite Small Middle
Shown: Cord



Modern 3-Lite Small Latch
Shown: Reeded



Full Lite
Shown: Hammered

REEDED
PR 7 of 10



CORD
PR 8 of 10




**Triple Pane
Obscure Glass**

HAMMERED
PR 9 of 10



PRIVACY
PR 9 of 10



SANDSTONE™
PR 8 of 10




All door heights shown 6'8" | Widths shown next to door



All Doors and Sidelites in the Modern Teak Collection are ENERGY STAR certified for all 50 states

OBSCURE* & CLEAR GLASS

Privacy Rating – PR



DECORATIVE GLASS

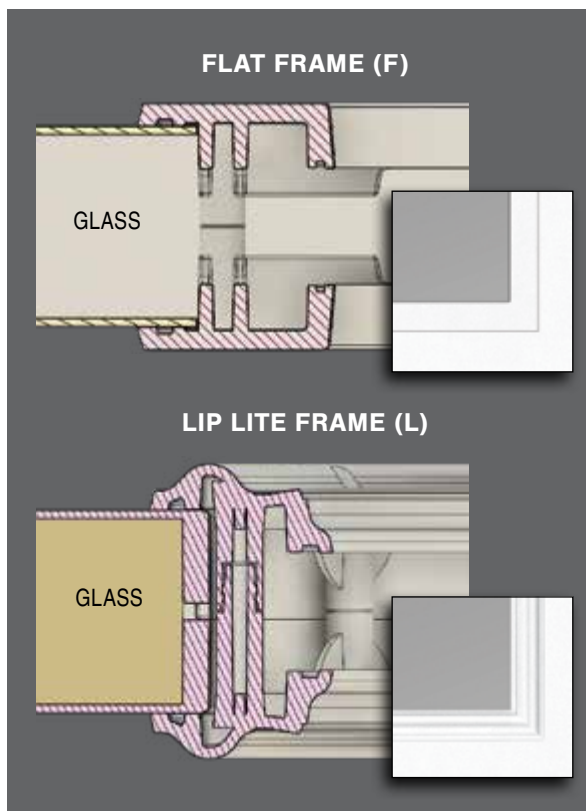
See pages 6-9

Bevel
Brilliant Star™
Carmel™
Clarkston™
Fleur De Lis
Kincaid™
Lakewood®

Medina®
Mission Pointe™
Monroe™
Phoenix™
Preston®
Rochester™
San Angelo™

Sapphire™
Sena™
Silverdale®
Star
Torino™

^ Glass orientation changes in Diamond shape door lites



Styles & Finishes

SMOOTH

Ready to Paint


All door heights shown 6'8" | Widths shown next to door

8'0" height options available, see pages 64-67


See page 4 for door finish and panel profile availability



All Doors and Sidelites in the Metro™ Collection are ENERGY STAR certified for all 50 states



3-Lite Craftsman Middle
Shown: Rain Fall™ in painted Timeless Black



Full Lite
Shown: Rain Fall™



36
34
32
30
F

4-Lite Narrow Middle
Shown: Cord



36
34
32
30
F

3-Lite Narrow Middle
Shown: Hammered in painted
Burnt Cranberry

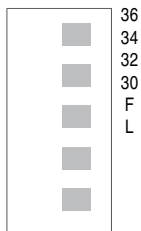



14
12
10
F
L

Full Lite
Shown: Sandstone™

All doors on this page
available with Obscure
and Clear glass options:

- Cord
- Sandstone™
- Hammered
- Rain Fall™
- Reeded
- Cross Reed
- Privacy
- Clear Low-E



Right



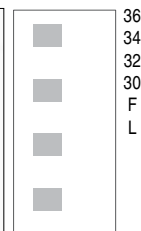
Middle

5-Lite Straight Left
Shown: Cross Reed




14
12
F
L

5-Lite
Shown: Hammered



Left



Middle

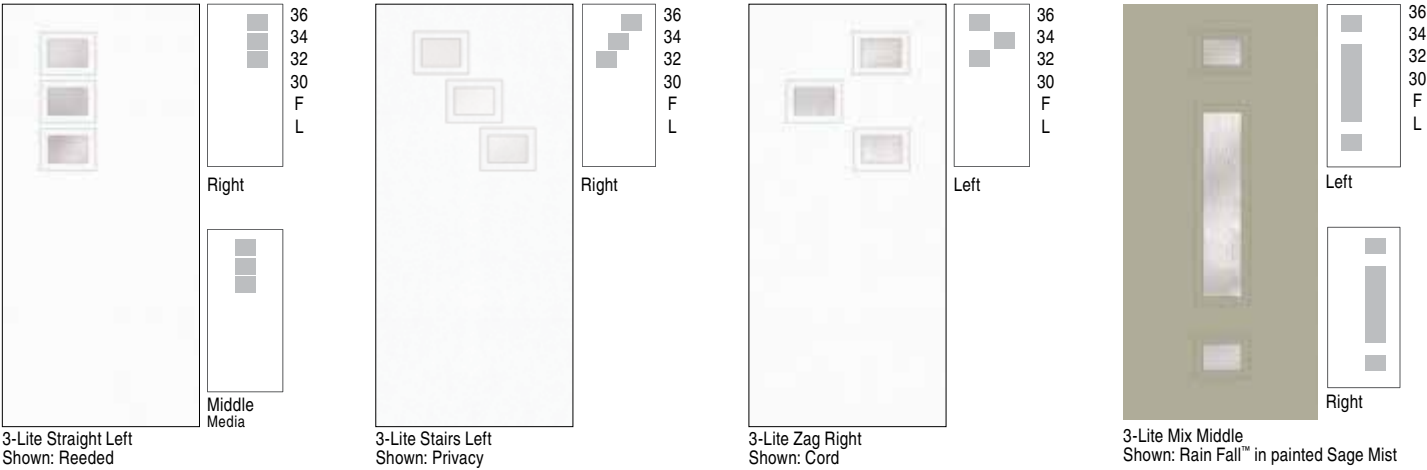
4-Lite Straight Right
Shown: Sandstone™



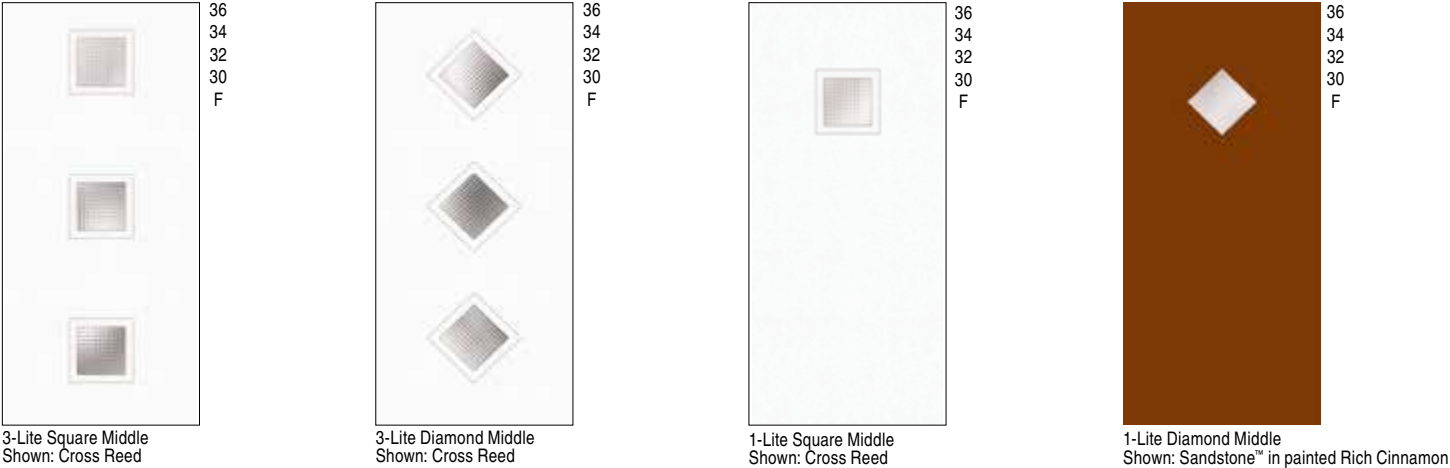
14
12
F
L

4-Lite
Shown: Cross Reed

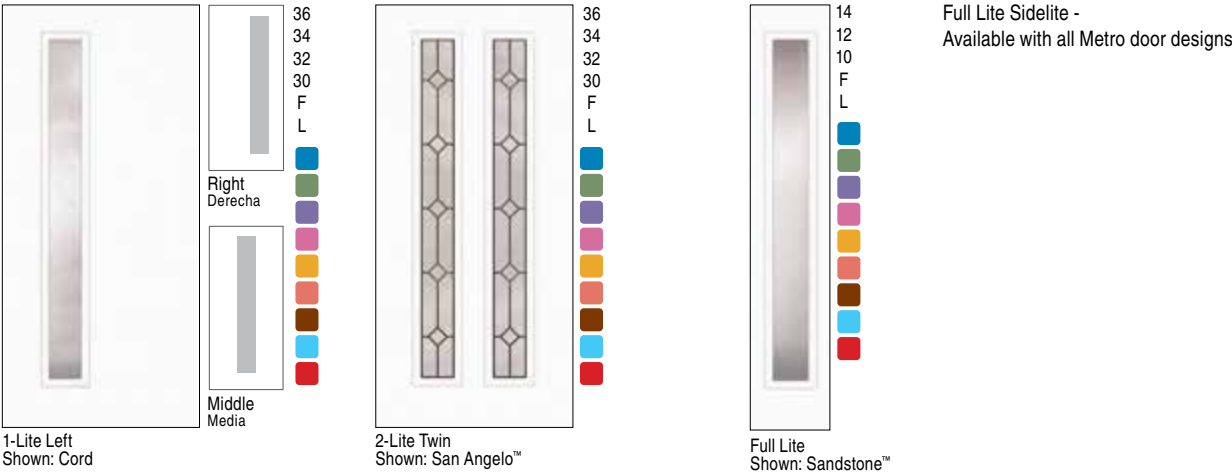
Full Lite Sidelite (14/12/10) also available with above 5-Lite and 4-Lite doors



Above doors available with Obscure and Clear glass options:



Above doors available with Sandstone™, Cross Reed, and Privacy glass options:



- CORD
- SANDSTONE™
- HAMMERED
- RAIN FALL™
- REEDED
- CROSS REED
- PRIVACY
- CLEAR LOW-E
- DECORATIVE GLASS

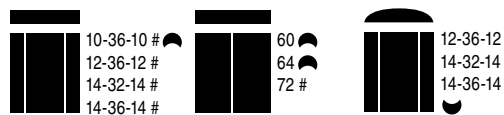


RECTANGULAR TRANSOMS ■



Transom must be purchased separately

ELLIPTICAL TRANSOMS ■



Heights 12 & 14-3/4 unless otherwise noted

☐ 12 height only


☐ 14-3/4 height only

Widths listed next to configuration

■ # Privacy glass also available 12" height only

8'0" HEIGHT OPTIONS AVAILABLE

See page 67



OBSCURE

TRIPLE PANE

Privacy Rating – PR

Styles & Finishes

TEAK	OAK
Cocoa	Ash
Painted White	Light
	Medium
	Walnut
MAHOGANY/ COTTAGE	SMOOTH
Cherry	Ready to Paint
Chocolate	
Chestnut	
Honey*	
Painted White*	

*Cottage Mahogany only

All door heights shown 6'8" | Widths shown next to door

8'0" height options available, see pages 64-67

See page 4 for door finish and panel profile availability

- ▲ 7'0" height option available as 36" width door / 14" sidelite in Unfinished Oak
- Unfinished option also available: Ready to paint (Teak & Mahogany); Ready to stain or paint (Oak)
- ◆ Dentil shelf option available
- ✕ SDL options available, see pages 52-55

▲ IMPACT options available, see pages 60-63

34" Teak door available in Cocoa finish only

All 34" width Mahogany doors available in Chestnut finish only

All 34" width Oak doors available in Medium and Walnut finishes only

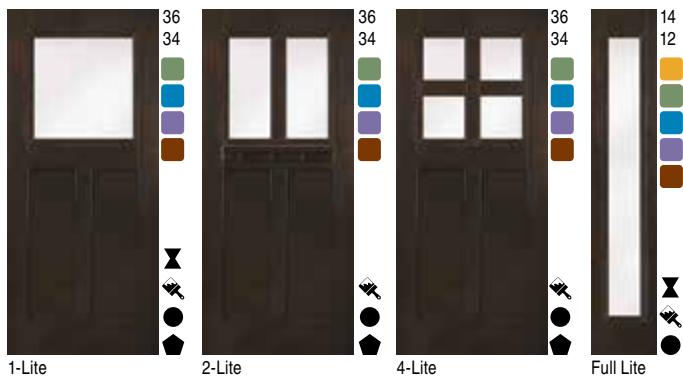


All Doors and Sidelites in the Obscure Collection are ENERGY STAR certified for all 50 states



TEAK WOODGRAIN - LIGHTHOUSE™

Shown: Privacy




MAHOGANY WOODGRAIN ✕

Shown: Privacy



COTTAGE MAHOGANY ✕



MAHOGANY EXTERNAL GRILLE CRAFTSMAN*

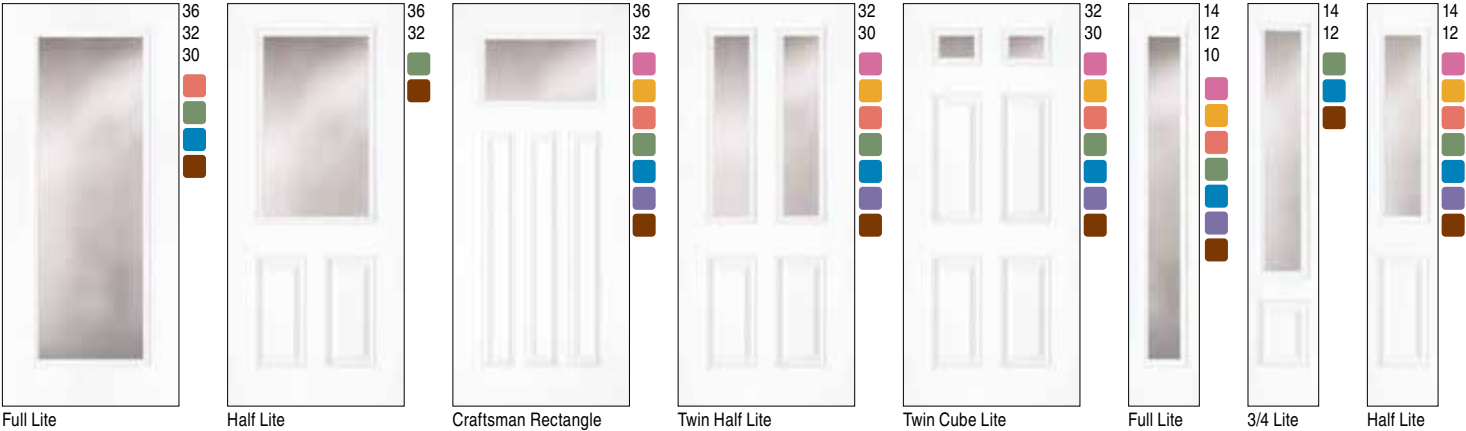
MAHOGANY WOODGRAIN COTTAGE MAHOGANY




OAK WOODGRAIN Shown: Privacy



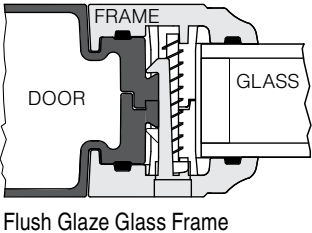
SMOOTH Shown: Sandstone™



SMOOTH FLUSH GLAZE Shown: Sandstone™



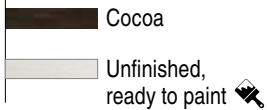
RECTANGULAR TRANSOMS Height 12 & 14-3/4



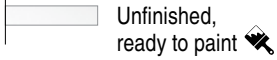
SIMULATED DIVIDED LITES (SDL)

Styles & Finishes

TEAK



SMOOTH



MAHOGANY/ COTTAGE



*Cottage Mahogany only

All door heights shown 6'8" | Widths shown next to door

8'0" height options available, see pages 64-67

See page 4 for door finish and panel profile availability

- Unfinished option also available: Ready to paint (Teak & Mahogany)

- ◆ Dentil shelf option available

34" Teak door available in Cocoa finish only

All 34" width Mahogany doors available in Chestnut finish only



CUSTOM PAINT OPTIONS

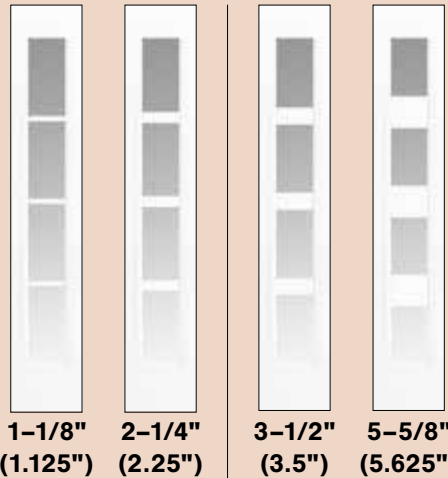
See page 5



All Doors and Sidelites in the SDL Collection are ENERGY STAR certified for all 50 states



SDL FEATURES

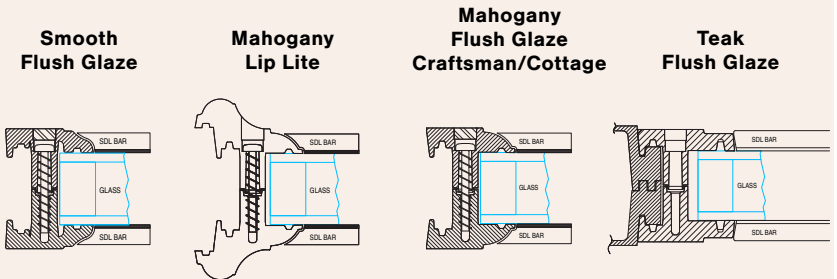


Bar profile for above widths

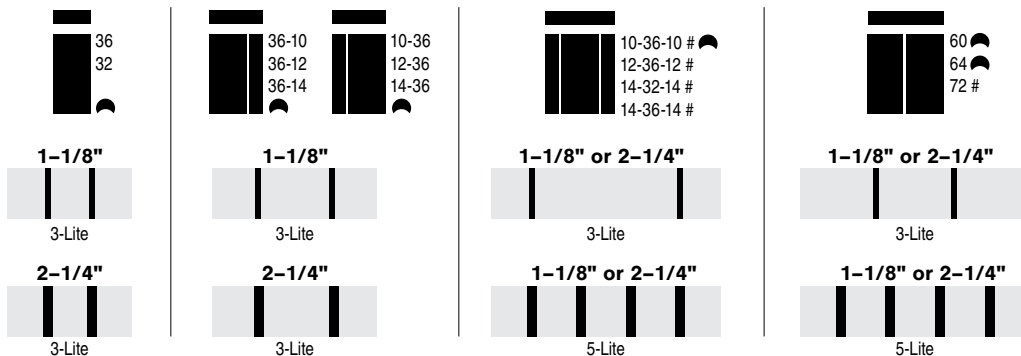
Bar profile for above widths

- SDL bars are applied to both exterior and interior of glass
- SDL bars are non-removable
- SDL bar finish color and texture matches door
- All door and glass shown are also available without SDL bars

FRAME PROFILES (Cross Section)




RECTANGULAR TRANSOMS



Heights 12 & 14-3/4 unless otherwise noted
 ☉ 12 height only
 ☉ 14-3/4 height unfinished PVC only


■ # Privacy glass also available 12" height only

SMOOTH FLUSH GLAZE




FULL LITE
Grille Options:
1-1/8" (shown)
2-1/4"


4-Lite Colonial




6-Lite Colonial




8-Lite Colonial




9-Lite Colonial




10-Lite Colonial




15-Lite Colonial







FULL LITE
Grille Options:
2-1/4"
3-1/2"
5-5/8" (shown)

4-Lite Horizontal




5-Lite Horizontal






3/4 LITE
Grille Options:
1-1/8"
2-1/4" (shown)


4-Lite Colonial




6-Lite Colonial




9-Lite Colonial






3/4 LITE
Grille Options:
2-1/4"
3-1/2" (shown)


4-Lite Horizontal




3-Lite Horizontal




2-Lite Horizontal






HALF LITE
Grille Options:
1-1/8" (shown)
2-1/4"


4-Lite Colonial




6-Lite Colonial




9-Lite Colonial






FULL LITE
Grille Options:
1-1/8"
2-1/4"
3-1/2" (shown)
5-5/8"


5-Lite Horizontal




4-Lite Horizontal




3-Lite Horizontal




2-Lite Horizontal






3/4 LITE
Grille Options:
1-1/8"
2-1/4" (shown)
3-1/2"


4-Lite Horizontal




3-Lite Horizontal




2-Lite Horizontal







HALF LITE
Grille Options:
1-1/8" (shown)
2-1/4"

3-Lite Horizontal




2-Lite Horizontal






CRAFTSMAN
Grille Options:
1-1/8"
2-1/4" (shown)


6-Lite Colonial




4-Lite Colonial




3-Lite Vertical




2-Lite Vertical






FULL LITE
Grille Options:
1-1/8"
2-1/4"
3-1/2" (shown)
5-5/8"


5-Lite Horizontal




4-Lite Horizontal



3-Lite Horizontal



2-Lite Horizontal



SIMULATED DIVIDED LITES (SDL)

MAHOGANY WOODGRAIN



3/4 LITE
Grille Options:
1-1/8" (shown)
2-1/4"



6-Lite Colonial



9-Lite Colonial



3/4 LITE
Grille Options:
2-1/4"
3-1/2" (shown)



3-Lite Horizontal



2-Lite Horizontal



CRAFTSMAN
Grille Options:
1-1/8"
2-1/4" (shown)



4-Lite Colonial



3-Lite Vertical



2-Lite Vertical



COTTAGE CRAFTSMAN
Grille Options:
1-1/8"
2-1/4" (shown)



4-Lite Colonial



3-Lite Vertical



2-Lite Vertical



FULL LITE
Grille Options:
1-1/8" (shown)
2-1/4"
3-1/2"
5-5/8" (12" & 10" only)



4-Lite Horizontal



3-Lite Horizontal



2-Lite Horizontal



3/4 LITE
Grille Options:
1-1/8"
2-1/4"
3-1/2" (shown)



3-Lite Horizontal



2-Lite Horizontal



CRAFTSMAN
Grille Options:
1-1/8"
2-1/4" (shown)



2-Lite Horizontal

TEAK WOODGRAIN - LIGHTHOUSE™



CRAFTSMAN
Grille Options:
1-1/8" (shown)
2-1/4"



4-Lite Colonial



3-Lite Vertical



2-Lite Vertical



FULL LITE
Grille Options:
1-1/8" (shown)
2-1/4"
3-1/2"
5-5/8"



4-Lite Horizontal



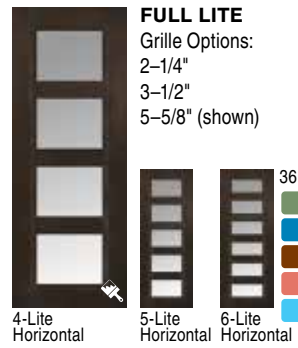
3-Lite Horizontal



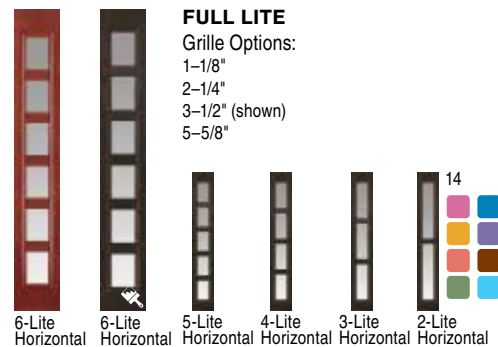
2-Lite Horizontal



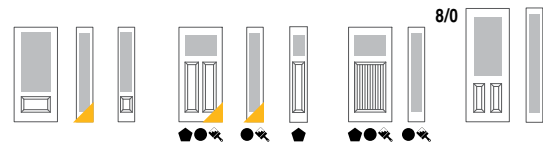
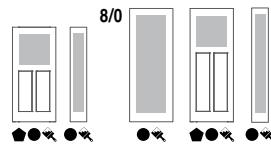
**8'0" HEIGHT TEAK WOODGRAIN
LIGHTHOUSE™**



8'0" HEIGHT TEAK & MAHOGANY WOODGRAIN



MAHOGANY WOODGRAIN



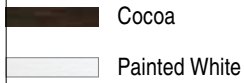
2-Lite Vertical		1,2				1,2		1,2		1,2		1,2	
3-Lite Vertical		1,2				1,2		1,2		1,2		1,2	
2-Lite Horizontal		2,3		ALL 1,2,3 1,2		ALL		ALL		2,3 ALL* 1,2,3		ALL* 1,2 ALL 2,3 ALL	
3-Lite Horizontal		2,3		ALL 1,2,3 1,2		ALL		ALL		2,3 ALL* 1,2,3		ALL* ALL 2,3 ALL	
4-Lite Horizontal		2,3,5 2,3		ALL 2,3		ALL 2,3,5		ALL		2,3 ALL* 2,3		ALL* ALL 2,3 ALL	
5-Lite Horizontal		2,3,5		ALL		ALL 2,3,5		ALL		ALL*		ALL* ALL ALL	
6-Lite Horizontal						2,3,5		ALL				ALL	
4-Lite Colonial		1,2 1,2 1,2 1,2		1,2		1,2 1,2		1,2		1,2		1,2 1,2	
6-Lite Colonial		1,2 1,2 1,2 1,2		1,2		1,2 1,2		1,2		1,2		1,2 1,2	
8-Lite Colonial		1,2				1,2							
9-Lite Colonial		1,2 1,2 1,2				1,2		1,2				1,2	
10-Lite Colonial		1,2				1,2							
12-Lite Colonial						1,2							
15-Lite Colonial		1,2				1,2							
18-Lite Colonial						2							

55


CLEAR LITES

Styles & Finishes

TEAK



MAHOGANY/ COTTAGE



OAK



SMOOTH



*Cottage Mahogany only

MINI BLINDS LOW-E

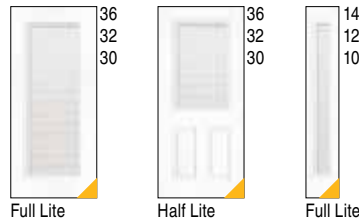
MAHOGANY WOODGRAIN



OAK WOODGRAIN



SMOOTH



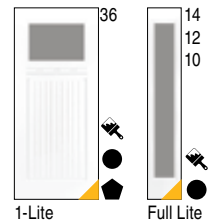
Dual Function: -Raise/Lower & Tilt
-Single Operator

MAHOGANY CRAFTSMAN LOW-E

MAHOGANY WOODGRAIN



COTTAGE MAHOGANY



All door heights shown 6'8" | Widths shown next to door

8'0" height options available, see pages 64-67

See page 4 for door finish and panel profile availability

- ▲ 7'0" height option available as 36" width door / 14" sidelite in Unfinished Oak
- Unfinished option also available: Ready to paint (Teak & Mahogany); Ready to stain or paint (Oak)
- ◆ Dentil shelf option available

✕ SDL options available, see pages 52-55

▲ IMPACT options available, see pages 60-63

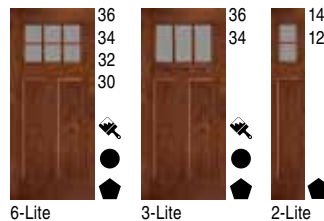
34" Teak door available in Cocoa finish only

All 34" width Mahogany doors available in Chestnut finish only

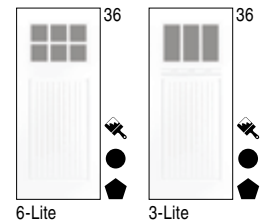
All 34" width Oak doors available in Medium and Walnut finishes only

MAHOGANY EXTERNAL GRILLE CRAFTSMAN**

MAHOGANY WOODGRAIN



COTTAGE MAHOGANY



Grille Detail

Note: Bronze spacer and shadow bars will come standard on all doors with the 3-Lite or 6-Lite Grille profile along with the 2-Lite Sidelite.

CUSTOM PAINT OPTIONS
See page 5

Most doors and sidelites in the Clear Lite Collection are ENERGY STAR certified for all 50 states

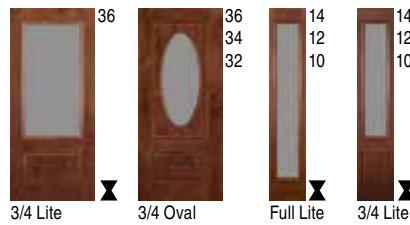
**Glass is not Low-E

CLEAR GLASS LOW-E

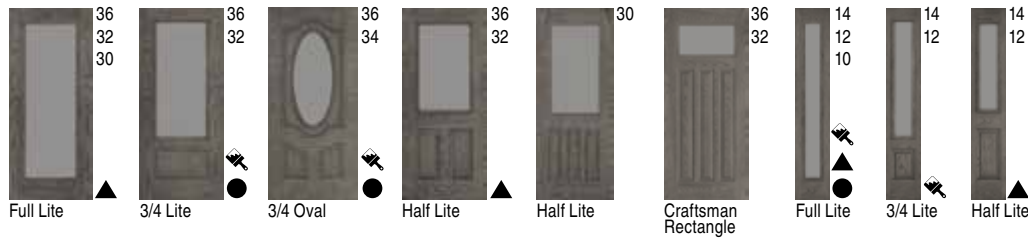
TEAK WOODGRAIN - LIGHTHOUSE™



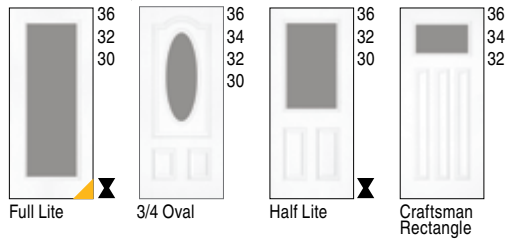
MAHOGANY WOODGRAIN



OAK WOODGRAIN



SMOOTH



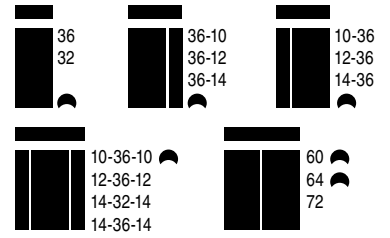
SMOOTH CRAFTSMAN



*Glass is not Low-E

RECTANGULAR TRANSOMS

Height 12 & 14-3/4



12 height only
14-3/4 height unfinished PVC only

ELLIPTICAL TRANSOMS

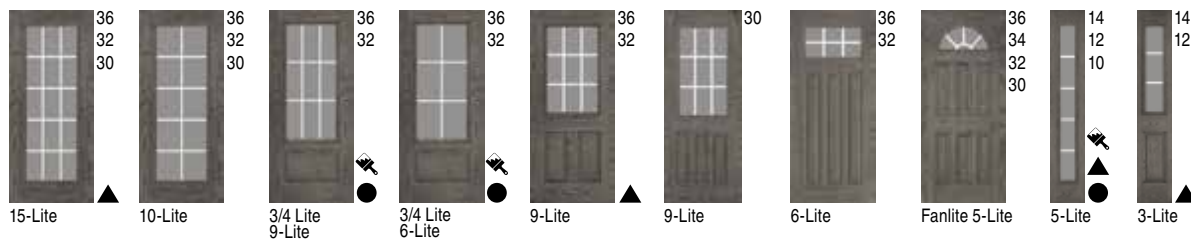
Height 14-3/4



More Clear Glass options are available in our Metro™ Collection – See page 46

INTERNAL GRILLE (GBG) LOW-E

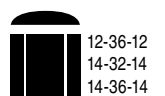
OAK WOODGRAIN



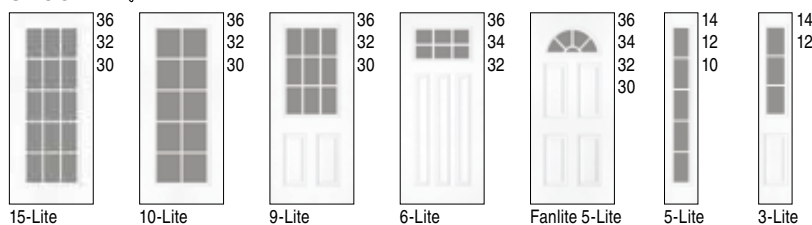
Contour Grille Only

ELLIPTICAL TRANSOMS

Height 14-3/4

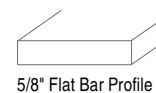
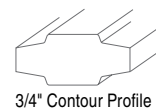


SMOOTH



GRILLE OPTIONS

White Internal Grille Only



VENT LITES & PET DOORS

Styles & Finishes

SMOOTH

Ready to Paint

All door heights shown 6'8" | Widths shown next to door

*8'0" height option available in 36" width only, see page 67

VENT LITES LOW-E

SMOOTH



Full Lite*



Half Lite



Locking Latch



Window Handle For Easy Operation



Ergonomic Vent Handles

Pet Doors Available in 36", 34", 32", 30" door widths.

Half Lite or Twin Lite glass designs and widths available depend on glass shown in the brochure.

AIR-SEAL PET DOOR FEATURES:

- Maximum energy efficiency
- Spring-loaded locking slide for one-handed use
- Low maintenance and durability

ORIGINAL PET DOOR FEATURES:

- Minimum energy efficiency
- Flexible vinyl flap with patented edges that won't warp from use or extreme temperatures
- Floating bottom threshold for perfect seal every time
- Lock-out slide to keep your Ideal Pet out of mischief when unsupervised

PET DOORS

SMOOTH



Half Lite shown with Cord glass



Twin Half Lite shown with Preston® glass



AIR-SEAL



(Outside)



(Inside)

ORIGINAL



(Outside)

TYPE	PET DOOR FLAP SIZE	RECOMMENDED PET WEIGHT	LOCATION†
Air-Seal Medium	6-5/8" x 11-1/4"	13 to 35 lbs.	4"
Air-Seal Large	10-1/4" x 15-3/4"	36 to 90 lbs.	8"
Original Medium	7" x 11-1/4"	13 to 35 lbs.	4"
Original Large	10-1/2" x 15"	36 to 90 lbs.	8"
Original Extra Large	15" x 20"	91 to 120 lbs.	8"

Pet Doors carry a 1-Year Manufacturer Warranty from Ideal Pet Products. For more detailed information visit www.idealpetproducts.com.

Feather River will not be responsible for warranties associated with the pet door product.

† Approximate location of install from bottom of door slab to pet door bottom

MAHOGANY WOODGRAIN



6 Panel



2 Panel Plank



1 Panel Plank

Shown
w/ round
clavos

OAK WOODGRAIN



6 Panel



Craftsman Panel

Pair your panel door
with select sidelites



Shown with Preston® glass


SMOOTH



6 Panel



Craftsman Panel



Shown with Brilliant Star™ glass

20-MINUTE FIRE RATED DOORS

Unfinished Only



MAHOGANY WOODGRAIN



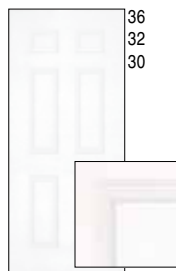
2 Panel Plank

OAK WOODGRAIN



6 Panel

SMOOTH



6 Panel

NOTE: Our Fire Door Embossment is a more traditional design and is different from our Premium Oak Woodgrain and Smooth Door Styles.

NOTE: Doors only available in Single Prehung.

PANEL DOORS

Styles & Finishes

MAHOGANY



OAK



SMOOTH



All door heights shown 6'8" | Widths shown next to door

8'0" height options available, see pages 64-67

See page 4 for door finish and panel profile availability

Mahogany 6 Panel is available in Cherry, Chocolate and Chestnut only

Mahogany 1 Panel Plank is available in Cherry and Chocolate only

Pair your panel door with select sidelites to better suit your style

1 & 2 PANEL PLANK OPTIONAL DECORATIVE ACCENTS

Oil Rubbed Bronze



Square Clavos
1-1/2" x 1-1/2"



Round Clavos
1-1/2" x 1-1/2"

Not available with our Fire Rated 2 Panel Plank Door

▲ 7'0" height option available as 36" width door in Unfinished Oak

▲ IMPACT options available, see pages 60-63

32" width 6 Panel Oak Woodgrain door not available in Ash oak finish



All Doors and Sidelites in the Panel Door Collection are ENERGY STAR certified for all 50 states



CUSTOM PAINT OPTIONS

See page 5

IMPACT



DESIGNED TO MEET IMPACT REQUIREMENTS FOR “HVHZ” AREAS IN FLORIDA

Fiberglass Door Panels

- Won't Dent, Rust, Rot, or Crack

Stainless Steel Ball Bearing Hinge

- Helps Reduce Door Sag, Hinge Wear and Corrosion

Triple-Pane Decorative Glass with Safety Laminated Interior

- Energy Efficient and Impact Resistant

High-Performance, Dual-Fastening Snap-Fit Lite Frame

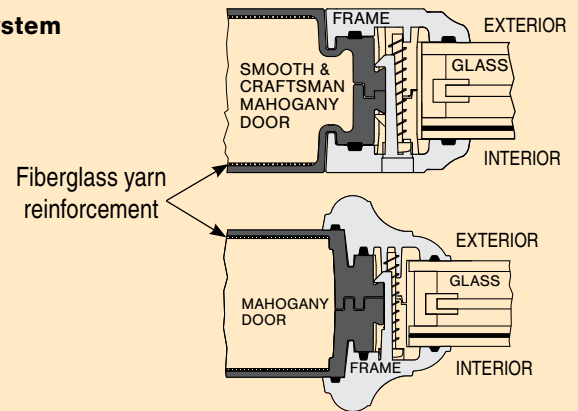
- Premium DP and Impact Performance

High Performance Door & Frame System

- Integrated Door, Frame, and Glass for Superior Performance
- Reinforced Fiberglass Door Skin
- Dual-Fastening Snap-Fit Frame Design
- Safety Laminated Glass Interior / Safety Tempered Exterior
 - Interior: 1/8" x .090PVB x 1/8"

PVC Jamb System with Composite Hi-Dam Bumper Sill

- Helps prevent jamb rot and water damage*



*Maximum protection is achieved only when the door system is installed and caulked properly.

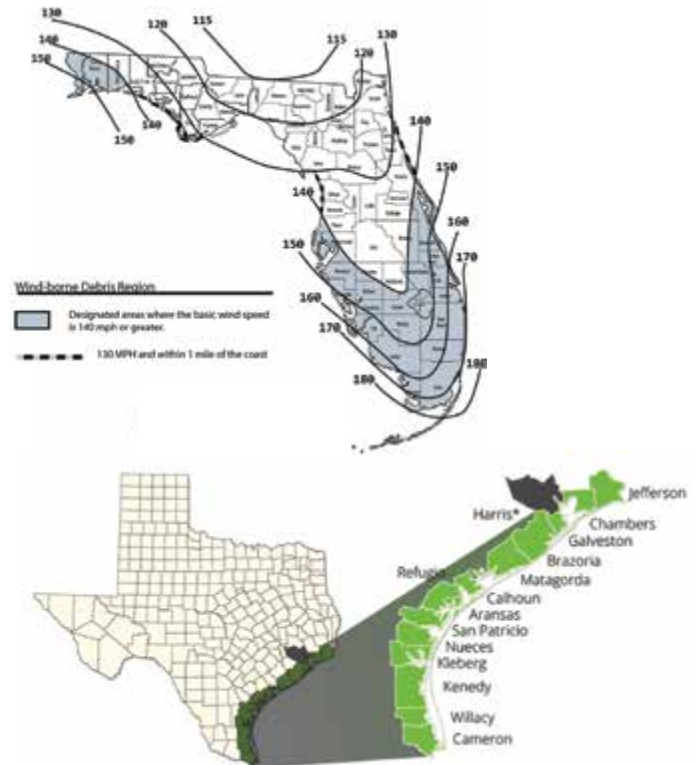
HIGH VELOCITY HURRICANE ZONE (HVHZ)

- Impact Rated Door Slab with Impact Rated Laminated Glass
- Dade and Broward Counties (FL)
- Must comply with specific DP Ratings
- Requires Impact Rated Door and Impact Rated Glass
- Outswing only

WIND BORNE DEBRIS AREA (WBD)

- Regular Non-Impact Door Slab with Impact Rated Laminated Glass
- Areas where wind speeds are 140 mph or 130 mph within 1 mile of coastal area
- Required to meet certain tests
- Inswing & Outswing

Doors will be available in the near future. Testing is ongoing for this program for FL and TX.



FLORIDA BUILDING CODE: HVHZ TESTING INFORMATION 6/8 DOORS

DOOR TYPE	TESTING NUMBER	SWING	Panel/Opaque				
			"Glazed"				
Panel / Opaque	FL# 20867.2	Outswing	DP Rating	± 60	± 55	± 55	± 55
			Impact	Yes	Yes	Yes	Yes
Glazed	FL# 20867.1	Outswing	DP Rating	± 60**	± 55	± 55	± 55
			Impact	Yes	Yes	Yes	Yes

**3/4 Oval DP Rating: + 75 / - 75. Doors with sidelite(s) are continuous head & sill.

For additional testing information for Feather River please visit the following:

Visit: www.featherriverdoor.com/ Go to Resources/ Exterior Door Performance Data

Visit: www.floridabuilding.org/ Go to Product Approval/ Find a Product/ Search Under Trinity Glass International

Visit: www.tdi.texas.gov/ Look at Hinged Doors- Fiberglass/ Search Under Trinity Glass International

Most doors and sidelites in the Impact Collection are ENERGY STAR certified for all 50 states


SILVERDALE® PR 7

MAHOGANY



3/4 Oval

Full Lite



2 Panel Plank

Full Lite

SMOOTH



3/4 Oval

Full Lite

LAKEWOOD® PR 6

MAHOGANY

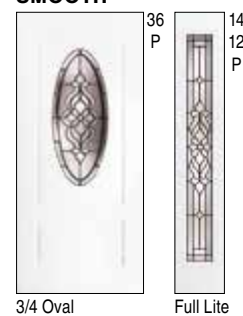


3/4 Oval

Center Arch

Full Lite

SMOOTH

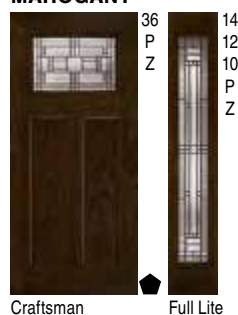


3/4 Oval

Full Lite

PRESTON® PR 7

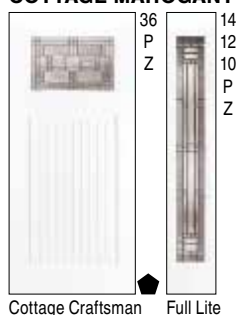
MAHOGANY



Craftsman

Full Lite

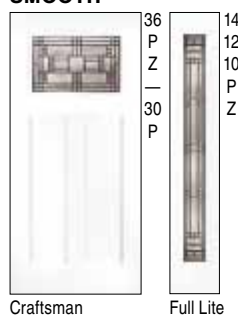
COTTAGE MAHOGANY



Cottage Craftsman

Full Lite


SMOOTH



Craftsman

Full Lite

SMOOTH



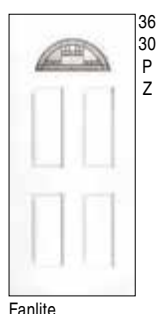
Full Lite



3/4 Lite



Half Lite



Fanlite



Full Lite



3/4 Lite



Half Lite



6 Panel



Half Lite

PR = Privacy Rating

Patina – P | Zinc – Z

All door heights shown 6'8" | Widths shown next to door

8'0" height options available, see pages 64-67

See page 4 for door finish and panel profile availability


◆ Dentil shelf option available

Most doors and sidelites in the Impact Collection are ENERGY STAR certified for all 50 states

Glass designs may vary slightly due to door shape and size

Styles & Finishes – HVHZ

MAHOGANY



*Craftsman and 2 Panel Plank only

COTTAGE MAHOGANY

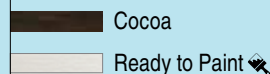


SMOOTH

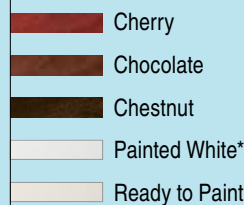


Styles & Finishes – WBD

TEAK



MAHOGANY



* Craftsman and 2 Panel Plank only

SMOOTH



COTTAGE MAHOGANY



** Craftsman option only




CUSTOM PAINT OPTIONS

See page 5

IMPACT


MONROE™ PR 6

MAHOGANY



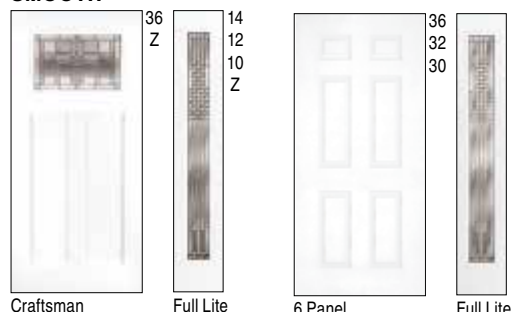
Craftsman Full Lite

COTTAGE MAHOGANY



Cottage Craftsman Full Lite

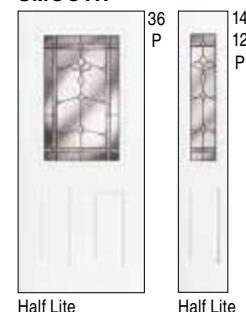
SMOOTH



Craftsman Full Lite 6 Panel Full Lite

CARMEL™ PR 5

SMOOTH



Half Lite Half Lite

PR = Privacy Rating

Patina – P | Zinc – Z

All door heights shown 6'8" | Widths shown next to door

8'0" height options available, see pages 64-67

See page 4 for door finish and panel profile availability

◆ Dentil shelf option available

Most doors and sidelites in the Impact Collection are ENERGY STAR certified for all 50 states

Glass designs may vary slightly due to door shape and size

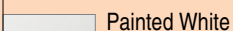
Styles & Finishes – HVHZ

MAHOGANY



*Craftsman and 2 Panel Plank only

COTTAGE MAHOGANY

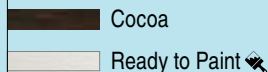


SMOOTH



Styles & Finishes – WBD

TEAK



MAHOGANY



* Craftsman and 2 Panel Plank only

SMOOTH




COTTAGE MAHOGANY



** Craftsman option only

MICRO MINI BLINDS LOW-E

SMOOTH




MICRO MINI BLINDS (Dual Operator)

- Raise/Lower function from dual operator
- Laminated impact glass
- Features 3/8" slats vs. 1/2" slats for modern look

PANEL Pair your panel door with select sidelites to better suit your style

MAHOGANY



6 Panel 2 Panel Plank

Pair With:
Any Impact Full Lite
Mahogany Sidelite

SMOOTH



6 Panel

Pairs With:
Any Impact Half
Lite or Full Lite
Smooth Sidelite



CUSTOM PAINT OPTIONS

See page 5


CORD PR 8




MAHOGANY




COTTAGE MAHOGANY



SMOOTH



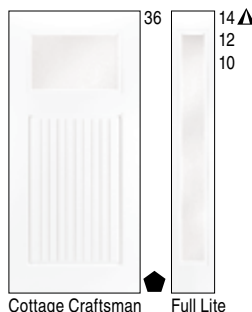
PRIVACY PR 9



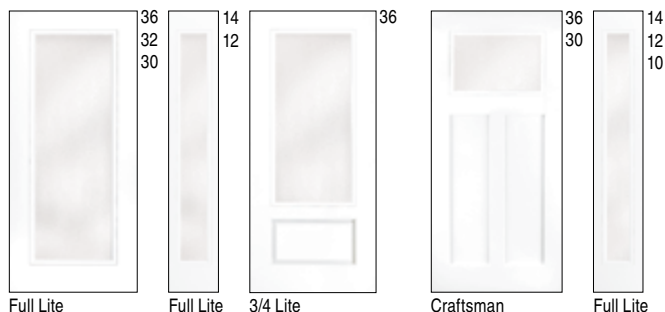
MAHOGANY



COTTAGE MAHOGANY



SMOOTH




SANDSTONE™ PR 8



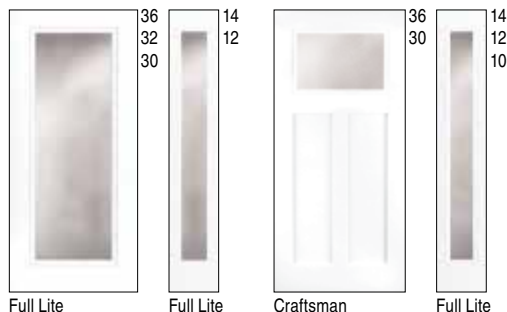
MAHOGANY



COTTAGE MAHOGANY



SMOOTH




CLEAR LOW-E PR 1




MAHOGANY



COTTAGE MAHOGANY




SMOOTH



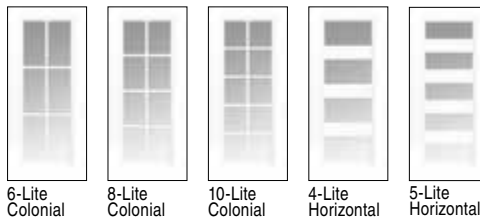
SDL options
available on
pages 48-51.

Sample offering
at right.

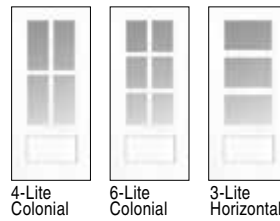
CRAFTSMAN



FULL LITE



3/4 LITE



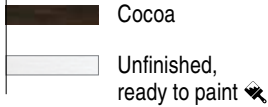
8'0" HEIGHT

Privacy Rating – PR


Brass – B | Patina – P | Zinc – Z
Wrought Iron – W

Styles & Finishes


TEAK



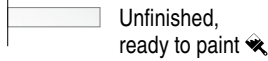
MAHOGANY



OAK



SMOOTH



All doors are available in 36" width

All sidelites are available in 14" width

See page 4 for door finish and panel profile availability

Pair select sidelites with panel doors to better suit your style, see page 66

Some decorative door styles may not have a matching sidelite but could pair well with an obscure or clear glass option.

■ Also available in 12" width, Smooth only

□ Also available in 12" width

● Unfinished option also available: Ready to paint

◆ Dentil shelf option available

Select transoms available, see 6'8" glass collection pages for availability



All Doors and Sidelites in the 8'0" Collection are ENERGY STAR certified for all 50 states

SILVERDALE® PR 7

TEAK WOODGRAIN



Full Lite

OAK WOODGRAIN



3/4 Lite (42" width)



3/4 Oval

SMOOTH & OAK WOODGRAIN



Full Lite



3/4 Lite

MAHOGANY WOODGRAIN



Half Lite



Center Arch



Center Arch



Half Lite



Half Lite

PHOENIX™ PR 8

TEAK WOODGRAIN



Lighthouse™ 1-Lite

MAHOGANY WOODGRAIN



Half Lite

SMOOTH & OAK



3/4 Lite

SENA™ PR 8

TEAK WOODGRAIN



Lighthouse™ 1-Lite



Full Lite

MONROE™ PR 6

MAHOGANY WOODGRAIN



Half Lite

SMOOTH & OAK



Half Lite

FLEUR DE LIS PR 7

TEAK WOODGRAIN



Lighthouse™ 1-Lite

MAHOGANY WOODGRAIN



Half Lite

PRESTON® PR 7

TEAK WOODGRAIN



Full Lite



Lighthouse™ 1-Lite



Full Lite

MAHOGANY WOODGRAIN



Half Lite



Full Lite

OAK WOODGRAIN



3/4 Lite (42" width)

SMOOTH & OAK WOODGRAIN



Full Lite



3/4 Lite



Half Lite



3/4 Lite



Half Lite

STAR PR 7

TEAK WOODGRAIN



Lighthouse™ 1-Lite

MAHOGANY WOODGRAIN



Half Lite

SMOOTH & OAK WOODGRAIN



3/4 Lite



3/4 Lite

LAKEWOOD® PR 6

MAHOGANY WOODGRAIN



Half Lite

OAK WOODGRAIN



3/4 Oval



3/4 Lite

SMOOTH & OAK WOODGRAIN



3/4 Lite



Half Lite



3/4 Lite



Half Lite


TORINO™ PR 9

MAHOGANY WOODGRAIN



Half Lite

SMOOTH & OAK



3/4 Lite

BELLANTE™


PR 9

MAHOGANY WOODGRAIN



Half Lite

SMOOTH & OAK



3/4 Lite

MARCELLO™

PR 9

MAHOGANY WOODGRAIN



Half Lite


SAN ANGELO™

PR 8

TEAK WOODGRAIN



Full Lite

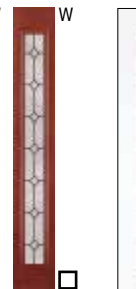


Full Lite

MAHOGANY WOODGRAIN




Half Lite




Full Lite

SMOOTH & OAK WOODGRAIN



Full Lite



3/4 Lite

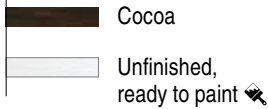
8'0" HEIGHT

Privacy Rating – PR


Brass – B | Patina – P | Zinc – Z

Styles & Finishes

TEAK



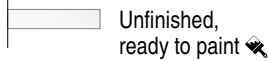
MAHOGANY



OAK



SMOOTH




All doors are available in 36" width

All sidelites are available in 14" width

See page 4 for door finish and panel profile availability

SAPPHIRE™ PR 7

SMOOTH & OAK P



3/4 Lite

BRILLIANT STAR™ PR 6

TEAK WOODGRAIN Z



Lighthouse™ 1-Lite

MISSION POINTE™ PR 8


SMOOTH & OAK Z



3/4 Lite

KINCAID™ PR 9

SMOOTH & OAK P



3/4 Lite

RIDGWAY™ PR 8

SMOOTH & OAK Z



3/4 Lite

BEVEL PR 1

SMOOTH & OAK B P Z



3/4 Lite 15-Lite

WILLOW BROOK™ PR 7

MAHOGANY WOODGRAIN Z



Half Lite

COSMOPOLIS™ PR 5

SMOOTH & OAK B



3/4 Lite

Some decorative door styles may not have a matching sidelite but could pair well with an obscure or clear glass option.

PANEL Pair your panel door with select sidelites to better suit your style

MAHOGANY WOODGRAIN

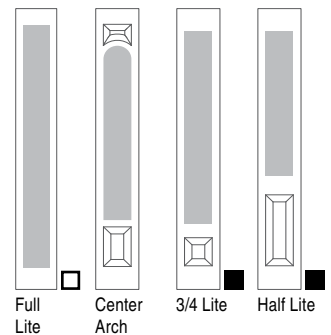


2 Panel Plank



6 Panel

Pair With:
Any 8' Full Lite
Mahogany Sidelite



OAK WOODGRAIN



3 Panel

Pairs With:
Any 8' 3/4 Lite
Oak Sidelite

Also Available:
Fleur De Lis
Monroe™
Sena™



Center Arch Panel

Pairs With:
Any 8' Center
Arch Oak
Sidelite

SMOOTH & OAK



6 Panel*

Pairs With:
Any 8' Half Lite Oak
or Smooth Sidelite

Also Available:
Medina®
Pink Lacey™
Star

CUSTOM PAINT OPTIONS See page 5




All Doors and Sidelites in the 8'0" Collection are ENERGY STAR certified for all 50 states

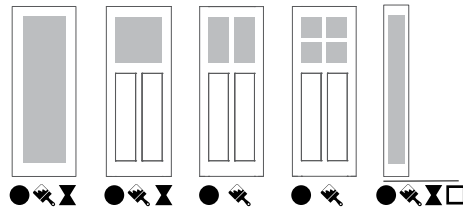
Glass designs may vary slightly due to door shape and size

*6 Panel oak also available in 42" width

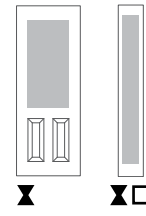
OBSCURE & CLEAR LITES



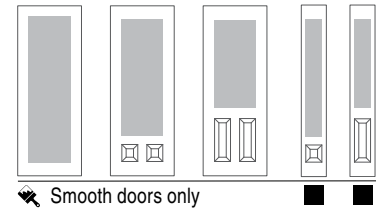
TEAK WOODGRAIN



MAHOGANY WOODGRAIN



OAK WOODGRAIN & SMOOTH



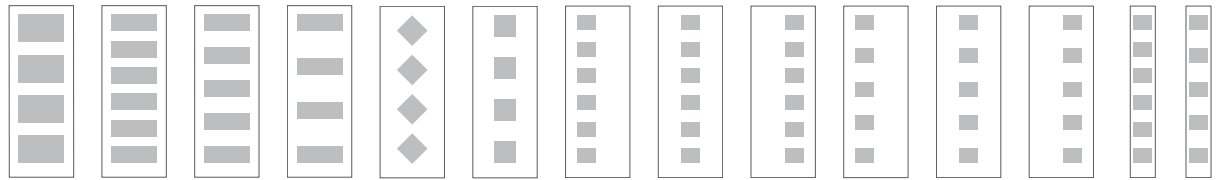
	● ✕ ✕	● ✕ ✕	● ✕ ✕	● ✕ ✕	● ✕ ✕ □	✕	✕ □	✕ Smooth doors only	■	■
CORD	✓	✓	✓	✓	✓		✓	✓	✓	✓
PRIVACY	✓	✓	✓	✓	✓	✓	✓	✓	✓	✓
SANDSTONE™	✓	✓	✓	✓	✓		✓	✓	✓	✓
CROSS REED	✓				✓		✓	✓		
HAMMERED		✓	✓	✓	✓		✓			✓
REEDED					✓		✓			
RAIN FALL™					✓		✓			
CLEAR LOW-E	✓	✓	✓	✓	✓	✓	✓	✓	✓	✓
GBG LOW-E								✓	✓	✓
MINI BLIND LOW-E	✓				✓		✓	✓	✓	✓
VENT LITE LOW-E								✓		

✓ 9-Lite and 6-Lite Available. Contour Grille Only

SMOOTH METRO ✕

Glass frames available:
lip lite or flat frame

See page 46 for details



Flat frame only

	✓	✓	✓	✓	✓	✓	✓	✓	✓	✓	✓	✓	✓
CORD	✓	✓	✓	✓		✓	✓	✓	✓	✓	✓	✓	✓
PRIVACY	✓	✓	✓	✓	✓	✓	✓	✓	✓	✓	✓	✓	✓
SANDSTONE™	✓	✓	✓	✓	✓	✓	✓	✓	✓	✓	✓	✓	✓
CROSS REED	✓	✓	✓	✓	✓ ^	✓	✓	✓	✓	✓	✓	✓	✓
HAMMERED	✓	✓	✓	✓		✓	✓	✓	✓	✓	✓	✓	✓
REEDED	✓	✓	✓	✓		✓	✓	✓	✓	✓	✓	✓	✓
RAIN FALL™	✓	✓	✓	✓		✓	✓	✓	✓	✓	✓	✓	✓
CLEAR	✓	✓	✓	✓		✓	✓	✓	✓	✓	✓	✓	✓
DECORATIVE	✓**												

**Preston® Patina & Zinc, Clarkston™ Zinc, Phoenix™ Patina, Sena™ Patina, Monroe™ Zinc and Prairie™ Zinc.

^ Glass orientation changes in Diamond shape door lites



All Doors and Sidelites in the 8'0" Collection are ENERGY STAR certified for all 50 states

Customer Service: 800-375-8120
Monday–Friday, 5:30 am to 5:00 pm (PST)

Order Assistance: 800-375-8120

Email: info@featherriverdoor.com

Warranty Tech Line: 888-533-2843

Warranty and Installation Instructions
can be found in the Resources section
of our website

featherriverdoors.com