


**Features**

- Metal construction
- Brass valve bodies
- Quarter-turn washerless ceramic disc valves
- Flexible connections for easy installation
- Handles are ADA compliant
- For 8" (203 mm) or 16" (406 mm) centers

**WIDESPREAD BATHROOM SINK  
FAUCET HANDLES  
K-98068**

**ADA**



**Codes/Standards Applicable**




Specified model meets or exceeds the following:

- ADA
- ICC/ANSI A117.1
- ASME A112.18.1/CSA B125.1
- NSF 61
- All applicable US Federal and State material regulations

**Colors/Finishes**

- CP: Polished Chrome
- Other: Refer to Price Book for additional colors/finishes

**Specified Model**

Model	Description	 <b>ADA</b>		 <b>ADA</b>		 <b>ADA</b>	
		<input type="checkbox"/> CP	<input type="checkbox"/> Other ____	<input type="checkbox"/> CP	<input type="checkbox"/> Other ____	<input type="checkbox"/> CP	<input type="checkbox"/> Other ____
K-98068-3M	Widespread bathroom sink faucet handles - prong (pair)	<input type="checkbox"/>	<input type="checkbox"/>				
K-98068-4	Widespread bathroom sink faucet handles - lever (pair)			<input type="checkbox"/>	<input type="checkbox"/>		
K-98068-9M	Widespread bathroom sink faucet handles - swing lever (pair)					<input type="checkbox"/>	<input type="checkbox"/>

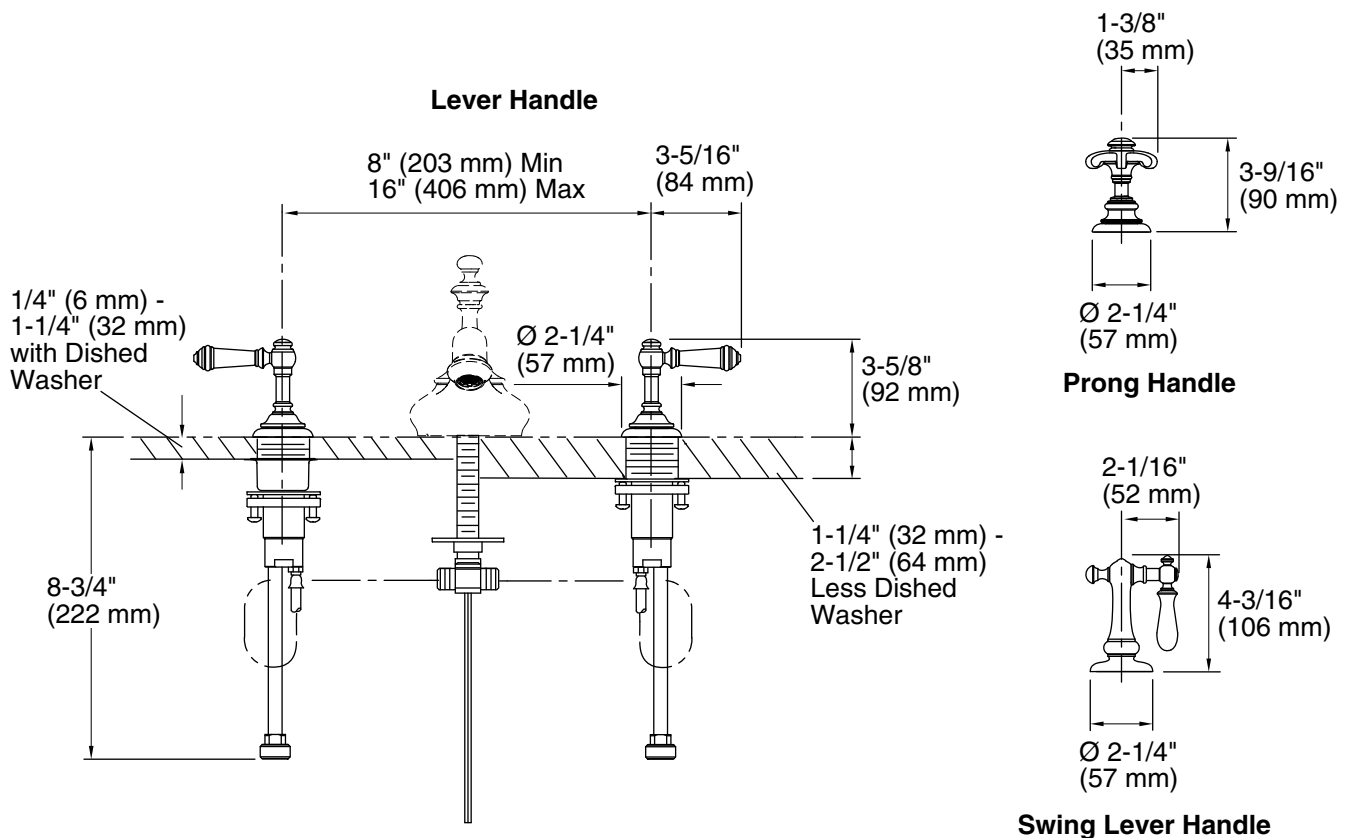
**Product Specification**

The widespread bathroom sink faucet handles shall be made of metal construction. Handles shall feature brass valve bodies. Handles shall feature quarter-turn washerless ceramic disc valves. Handles shall be for 8" (203 mm) or 16" (406 mm) centers. Handles shall feature flexible connections for easy installation. Handles shall be ADA compliant. Bathroom sink faucet handles shall be Kohler Model K-98068-\_\_\_\_\_-\_\_\_\_\_.

# ARTIFACTS™

## Installation Notes

Install this product according to the installation guide.



## Product Diagram