

## USE AND MAINTENANCE

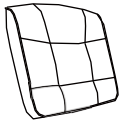
Use on level surfaces only

Because this product needs assembly, it is prone to working itself loose from time to time depending on the use. Please take the time to check that all connections are still tight and working properly

Only clean using a damp cloth and mild detergent, do not use bleach or abrasive cleaners.

# Mindy Executive Office Guest Chair

## PART LIST



1 - Back x1



2 - Seat x1



3 - Right Support x1



4 - Left Support x1



5 - Chair Cushion x1

## HARDWARE



A - Screw x8

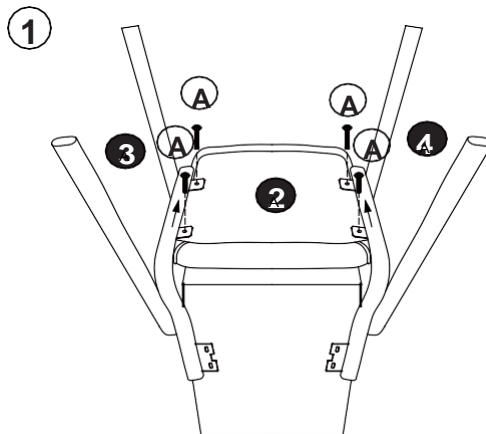


B - Screw x4

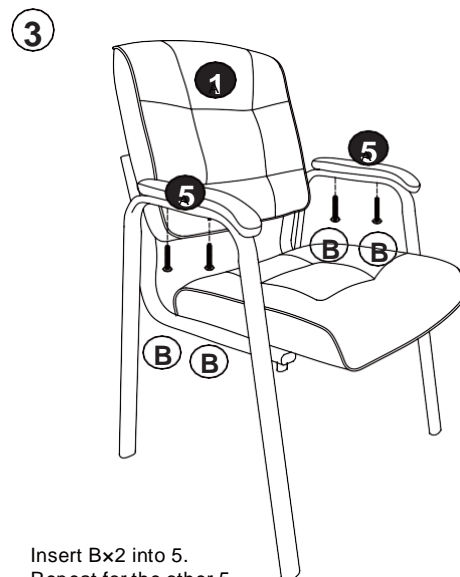
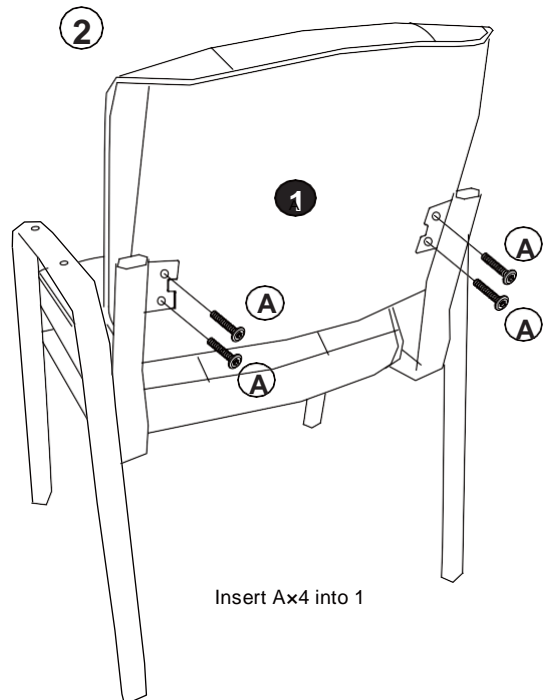


C - Allen Wrench x1

## Assembly Instructions



Select and lay 2 and turn over upside down. Insert 3 x1 and 4x1 into 2x1



Insert Bx2 into 5.  
Repeat for the other 5.



Congratulations! Setup of your new Executive Office Guest Chair is Complete!