

EXPANSION PEX

SUBMITTAL SHEET

Expansion PEX PEX-A Pipe

PEX-A tubing is cross-linked, high-density polyethylene. All Apollo® Expansion PEX is available in red, white and blue for easy identification of hot, cold, and main water lines. Apollo® uses the high-pressure peroxide method of cross-linking which is also known as PEX-A.

Apollo® Expansion PEX pipe is produced using the high-pressure peroxide method for crosslinked polyethylene (PEXa) in accordance with ASTM F876, F877, CSA B137.5 and PPI TR-3, and is certified to NSF 14/61 standards. Apollo® Expansion PEX pipe also meets the requirements of ASTM F2023 for chlorine resistance. Apollo® Expansion PEX pipe is manufactured using a quality management system which has been certified to the latest version of ISO 9001

Use of Apollo® Expansion PEX pipe in heating systems requires corrosion protection and/or isolation by using a heat exchanger or non-ferrous components throughout the system.

Features:

- Superior flexibility allows for fewer joints, thus reducing leak points
- Expandable and allows for “full flow”
- Less coil memory than traditional PEX pipe and resists the urge to remain coiled
- Compatible with both expansion and crimp, clamp or sleeve methods of joining
- Heat-repairable if kinked during installation, thus further eliminating additional repair connections
- Shape memory inherent in PEX-A tubing results in the shrinking of expanded pipe to normal size, creating strong, durable, and reliable ASTM F1960 fitting connections
- Maximum cross-linking increases flexibility and resistance to cracking
- Copper tube size dimensions (CTS)
- Available in red, blue, and white colors
- Approved for use with brass and poly alloy crimp fittings (ASTM F1960 and ASTM 1807)
- 25 year warranty

Standards / Certifications:

- PEX 3306 - SDR 9
- Meets or exceeds: ASTM F876/F877/F1807/F1960/F2023/F2080/F2155
- cNSFus-pw
- Meets ANSI/NSF 61 & 14
- cUPC
- Meets CSA B137.9

Maximum Pressures & Temperatures:


- 160 psi @ 73.4° F (1055 kPa @ 23° C), 100 psi @ 180° F (690 kPa @ 82.2° C), 80 psi @ 200° F (550 kPa @ 93.3° C)
Design factor 0.50 (per ASTM F876, CSA B137.5)

Installation:

Cut PEX tubing at a 90° angle using a PEX tubing cutter. Clear the cut end of any burrs or debris. PEX tubing can be run through holes drilled into the center of studs or by using straps and hangers. Bend supports can be used to make bends and angles instead of having to cut the tubing and use fittings. A variety of barb insert fittings or push type fittings can be used with PEX tubing. **DO NOT expose PEX tubing to direct sunlight.** It is recommended to insulate hot water lines with standard foam polyethylene pipe insulation to prevent heat loss. If installing in an area that experiences harsh winters, it's recommended to insulate both hot and cold water lines to prevent freezing.

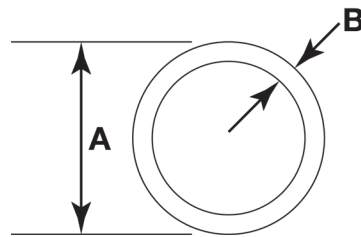
Compatible with Uponor (Wirsbo) ProPEX™. (ProPEX™ is a trademark of Uponor [Wirsbo].)

Job Name:	
Job Location:	
Engineer:	
Contractor:	
Tag:	
PO Number:	
Representative:	



EXPANSION PEX

Article No.	Nom. Size in	Avg OD A in (mm)	Min. Wall Thickness B in (mm)	Weight lb/ft (kg/m)	Capacity gal/ft (l/m)
EPPBXXX12S EPPRXXX12S EPPWXXX12	1/2	0.625 (15.88)	0.070 (1.78)	0.06 (0.08)	0.0098 (0.1222)
EPPBXXX34S EPPRXXX34S EPPWXXX34	3/4	0.875 (22.22)	0.097 (2.47)	0.10 (0.15)	0.0189 (0.2356)
EPPBXXX1S EPPRXXX1S EPPWXXX1	1	1.125 (28.58)	0.125 (3.18)	0.17 (0.26)	0.0316 (0.3939)




Specification	English	SI	Standard
Min. Density	58 lb/ft	926 kg/m	ASTM F876
Min. Degree of Crosslinking	70%	70%	ASTM F876
Max. Thermal Conductivity	2.84 Btu in/(ft°F hr)	0.41 W/(m°K)	DIN 16892
Coefficient of Linear Expansion	9.33 x 10 ⁻⁴ in/ft°F @ 68°F 1.33 x 10 ⁻³ in/ft°F @ 212°F	0.14 mm/(m°C) @ 20°C 0.2 mm/(m°C) @ 100°C	Mean @ 20-70°C per DIN 16892
Modulus of Elasticity	87,000-130,500 psi @ 68°F 43,500-58,000 psi @ 176°F	600-900 N/mm @ 20°C 300-400 N/mm @ 80°C	Minimum @ 20°C per DIN 16892
Tensile Strength	4194-4355 psi @ 68°F 2610-2900 psi @ 176°F per ASTM D638	26-30 N/mm @ 20°C 18-20 N/mm @ 80°C per ASTM D638	—
IZOD Impact Resistance	No Break	No Break	—
Roughness	e=0.00028 in	e=0.007 mm	—
Temperature Working Range	-40 to 200°F	-40 to 93°C	—
Max. Short-term Exposure	150 psig @ 210°F (48 hr)	1035 kPa @ 99°C (48 hr)	ASTM F876
UV Resistance	—	—	ASTM F2657

The maximum temperature and pressure ratings of Apollo® Expansion PEX pipe are in accordance to ASTM F876, CSA B137.5 and PPI TR-3. The designer shall determine the actual conditions and apply the appropriate and additional design factors as required for any particular project. The temperature and pressure ratings apply to the application of Apollo® Expansion PEX pipe for conveying heating and cooling water at the 2.0 safety factor on allowable working pressure according to ASTM and CSA. According to the Apollo® Expansion PEX warranty, the warranty period of 25 years is for operating conditions at or below 180°F (82.2°C) in permitted applications when the handling, use, installation and maintenance continually complies with all Apollo® Expansion PEX technical guidelines.

EXPANSION PEX



White PEX Tubing				
Part #	Size (CTS)	Length	O.D.	Nom. I.D.
EPPW512	1/2"	5'	0.625±.004	0.475
EPPW1012	1/2"	10'	0.625±.004	0.475
EPPW2012	1/2"	20'	0.625±.004	0.475
EPPW10012	1/2"	100'	0.625±.004	0.475
EPPW30012	1/2"	300'	0.625±.004	0.475
EPPW50012	1/2"	500'	0.625±.004	0.475
EPPW100012	1/2"	1,000'	0.625±.004	0.475
EPPW534	3/4"	5'	0.875±.004	0.671
EPPW1034	3/4"	10'	0.875±.004	0.671
EPPW2034	3/4"	20'	0.875±.004	0.671
EPPW10034	3/4"	100'	0.875±.004	0.671
EPPW30034	3/4"	300'	0.875±.004	0.671
EPPW50034	3/4"	500'	0.875±.004	0.671
EPPW100034	3/4"	1,000'	0.875±.004	0.671
EPPW51	1"	5'	1.125±.005	0.862
EPPW101	1"	10'	1.125±.005	0.862
EPPW201	1"	20'	1.125±.005	0.862
EPPW1001	1"	100'	1.125±.005	0.862
EPPW3001	1"	300'	1.125±.005	0.862



Blue PEX Tubing				
Part #	Size (CTS)	Length	O.D.	Nom. I.D.
EPPB10012S	1/2"	100'	0.625±.004	0.475
EPPB30012S	1/2"	300'	0.625±.004	0.475
EPPB10034S	3/4"	100'	0.875±.004	0.671
EPPB30034S	3/4"	300'	0.875±.004	0.671
EPPB1001S	1"	100'	1.125±.005	0.862



Red PEX Tubing				
Part #	Size (CTS)	Length	O.D.	Nom. I.D.
EPPR10012S	1/2"	100'	0.625±.004	0.475
EPPR30012S	1/2"	300'	0.625±.004	0.475
EPPR10034S	3/4"	100'	0.875±.004	0.671
EPPR30034S	3/4"	300'	0.875±.004	0.671
EPPR1001S	1"	100'	1.125±.005	0.862