

DCR

4" and 5" - 6" LED Recessed Downlight

Product Description

The DCR from NICOR is a 4" or 5" & 6" recessed LED downlight that is ideal for new construction or as a retrofit into most 4" or 5" & 6" housings. Improved to meet the newest certification standards, the DCR is over 70 LPW, 90+ CRI and R9 greater than 50. With a robust polymer trim, the DCR is an excellent choice for energy efficient, high quality lighting.

Construction

- Polymer trims prevent dents and scratches
- Fully captured stainless steel V-springs on 6"
- Friction fit steel arms on 4"
- IDEAL luminaire connector

Optical System

- Binned within 4-step MacAdams with $\text{duv} < \pm 0.003$
- Utilizes high performing LEDs with 90+ CRI and an $R9 > 50$
- Polystyrene diffuser creates uniform distribution without sacrificing lumen output

Electrical

- Input voltage of 120VAC
- Utilizes high performing LEDs with >90 CRI and an $R9 > 50$
- Dimmable below 10% with compatible leading edge (TRIAC) or trailing edge (ELV) dimmers
- Operating temperature rating of 0°F to 102°F (-18°C to 40°C)

Finish

- Matte white finish
- Available in smooth and baffle
- Available accessory trim covers in Black, Aged Copper and Nickel

Installation

- Compatible with most 4" or 5" & 6" recessed housings
- Quick and easy installation with an IDEAL luminaire connector and torsion spring or friction fit mounting system
- Ships with Edison base socket string (GU24 socket string available)

Listings

- LM-79, LM-80 testing performed in accordance with IESNA standards
- UL/cUL1598 Listed for wet locations
- RoHS Compliant
- Meets FCC Part 15, Subpart B, Class B standards for conducted and radiated emissions
- LED lumen maintenance: $L70(9k) > 54,000$ hrs

Warranty

- 5-year limited system warranty standard
- Warranty does not cover product failure due to an overvoltage event (power surge). For installations where power surge may be possible, NICOR recommends installing additional surge protection at the electrical distribution panel

Project

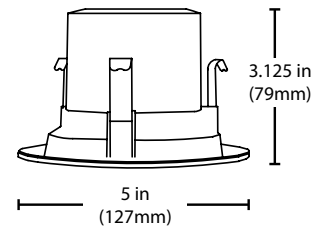
Catalog

Type

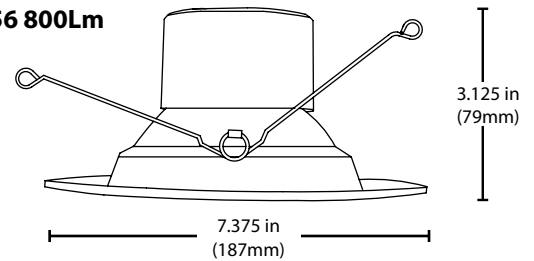
Date



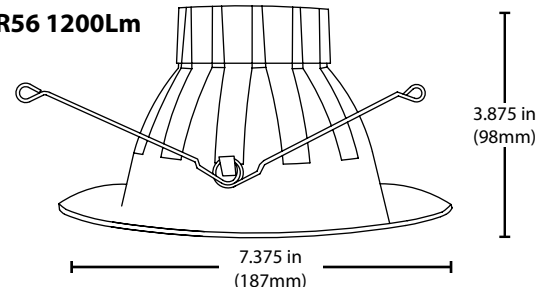
DCR4



DCR56 800Lm



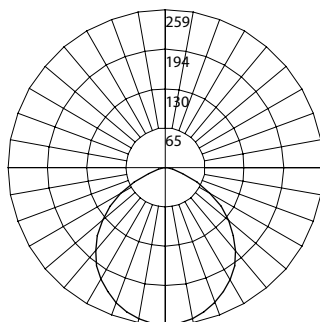
DCR56 1200Lm



Photometric Data

DCR4 2700K

Input Voltage (VAC)	120V
System Level Power (W)	8.4
Delivered Lumens (Lm)	623
System Efficacy (Lm/W)	74.2
Correlated Color Temp (K)	2686
Color Rendering Index (CRI)	91 R9 = 53
Beam Angle	103°
Spacing Criteria	1.24



Intensity Summary (Candle Power)

Angle	Mean CP
0	259
5	257
15	246
25	226
35	198
45	159
55	112
65	57
75	12
85	2
90	0

CCT Data Multiplier

DCR41061203K	1.029
DCR41061204K	1.056
DCR41061205K	1.078

Cone of Light Tabulation

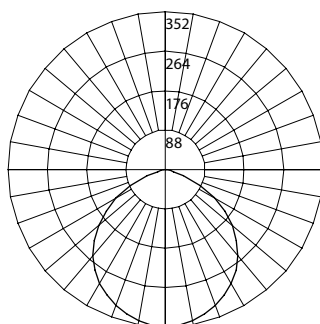
Mounted height (Feet)	Footcandles Beam Center	Diameter (Feet)
4	16.1	10.1
6	7.0	15.1
8	3.8	20.2
10	2.4	25.2
12	1.6	30.2
14	1.1	35.3
16	0.8	40.3

Zonal Lumen Summary

Zone	Lumens	% of Luminaire
0-30	198	31.9%
0-40	323	51.8%
0-60	546	87.6%
0-90	726	100%
90-180	0	0%
0-180	623	100%

DCR56 2700K 800Lm

Input Voltage (VAC)	120V
System Level Power (W)	10.5
Delivered Lumens (Lm)	853
System Efficacy (Lm/W)	81.4
Correlated Color Temp (K)	2682
Color Rendering Index (CRI)	92 R9 = 59
Beam Angle	107°
Spacing Criteria	1.18



Intensity Summary (Candle Power)

Angle	Mean CP
0	338
5	335
15	321
25	297
35	263
45	214
55	153
65	79
75	15
85	3
90	0

CCT Data Multiplier

DCR561081203K	1.029
DCR561081204K	1.056
DCR561081205K	1.078

Cone of Light Tabulation

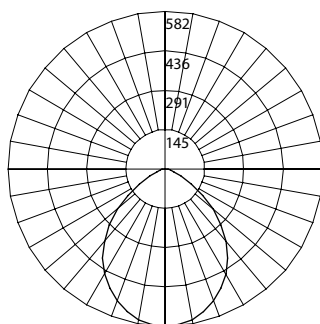
Mounted height (Feet)	Footcandles Beam Center	Diameter (Feet)
4	20.9	10.4
6	9.2	15.5
8	5.0	20.7
10	3.1	25.9
12	2.1	31.1
14	1.4	36.2
16	1.0	41.4

Zonal Lumen Summary

Zone	Lumens	% of Luminaire
0-30	259	31.6%
0-40	422	51.6%
0-60	720	88%
0-90	818	100%
90-180	0	0%
0-180	818	100%

DCR56 2700K 1200Lm

Input Voltage (VAC)	120V
System Level Power (W)	14.5
Delivered Lumens (Lm)	1246
System Efficacy (Lm/W)	85.9
Correlated Color Temp (K)	2694
Color Rendering Index (CRI)	93 R9 = 60
Beam Angle	94°
Spacing Criteria	1.20



Intensity Summary (Candle Power)

Angle	Mean CP
0	1633
5	1573
15	934
25	419
35	144
45	33
55	18
65	9
75	4
85	0
90	0

CCT Data Multiplier

DCR561121203K	1.029
DCR561121204K	1.056
DCR561121205K	1.078

Cone of Light Tabulation

Mounted height (Feet)	Footcandles Beam Center	Diameter (Feet)
4	36.4	8.7
6	16.2	13.0
8	9.1	17.3
10	5.8	21.7
12	4.0	26.0
14	2.9	30.3
16	2.2	34.7

Zonal Lumen Summary

Zone	Lumens	% of Luminaire
0-30	439	35.2%
0-40	701	56.3%
0-60	1122	90%
0-90	1246	100.0%
90-180	0	0.0%
0-180	1246	100.0%

Performance Data			
Model Number	Lumens	Watts	Lumens/Watt
DCR41061202K	623	8.4	74.2
DCR41061203K	641	8.4	76.3
DCR41061204K	658	8.4	78.3
DCR41061205K	672	8.4	80.0
DCR561081202K	853	10.5	81.2
DCR561081203K	878	10.5	83.6
DCR561081204K	901	10.5	85.8
DCR561081205K	920	10.5	87.6
DCR562121202K	1246	14.5	85.9
DCR562121203K	1282	14.5	88.4
DCR562121204K	1316	14.5	90.7
DCR562121205K	1343	14.5	92.6

Recommended Dimmers*
Lutron DIVA DVELV-300P
Lutron DIVA DVELV-303P
Lutron DIVA DVCL-153P
Lutron SKYLARK SELV-300P
Lutron SKYLARK SCL-153P

Housing Compatibility*		
Trim Model Number	Housing Model Number	Description
DCR4	19000A-LED-ID	4" LED IC AIRTIGHT NEW CONSTRUCTION HOUSING
	19001AR-LED-ID	4" LED IC AIRTIGHT REMODEL HOUSING MOST STANDARD 4" HOUSINGS
DCR56	17014A-LED-ID	6" LED IC AIRTIGHT NEW CONSTRUCTION HOUSING
	17014AR-LED-ID	6" LED IC AIRTIGHT REMODEL HOUSING MOST STANDARD 5" OR 6" RECESSED HOUSINGS

*Not a complete list. Check compatibility before installation.

Ordering Information				Example: DCR561081203KWH
Series	Version	Voltage	CCT's	Finish
DCR4	106 (600Lm)	120 (120V)	2K (2700 K)	WH (White)
			3K (3000 K)	WHBF (White Baffle)*
DCR56	108 (800Lm)		4K (4000 K)	
	212 (1200Lm)		5K (5000 K)	

Specifications and dimensions subject to change without notice.

* White Baffle finish option for DCR4 and DCR56 800lm, 2K and 3K downlights only.

Accessories	accessories sold separately
4" Aged Copper Trim	DCR4-TR-AC
4" Black Trim	DCR4-TR-BK
4" Nickel Trim	DCR4-TR-NK
6" Aged Copper Trim	DCR-CLR-56-TR-AC
6" Black Trim	DCR-CLR-56-TR-BK
6" Nickel Trim	DCR-CLR-56-TR-NK
GU24 Socket String	GU24-IDEAL-SKT-STR

This device complies with part 15 of the FCC Rules. Operation is subject to the following two conditions: (1) This device may not cause harmful interference, and (2) this device must accept any interference received, including interference that may cause undesired operation.

NOTE: This equipment has been tested and found to comply with the limits for a Class B digital device, pursuant to part 15 of the FCC Rules. These limits are designed to provide reasonable protection against harmful interference in a residential installation. This equipment generates, uses and can radiate radio frequency energy and, if not installed and used in accordance with the instructions, may cause harmful interference to radio communications. However, there is no guarantee that interference will not occur in a particular installation. If this equipment does cause harmful interference to radio or television reception, which can be determined by turning the equipment off and on, the user is encouraged to try to correct the interference by one or more of the following measures:

- Reorient or relocate the receiving antenna.
- Increase the separation between the equipment and receiver.
- Connect the equipment into an outlet on a circuit different from that to which the receiver is connected.
- Consult the dealer or an experienced radio/TV technician for help.