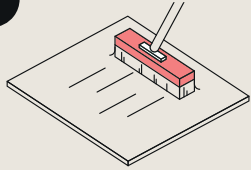
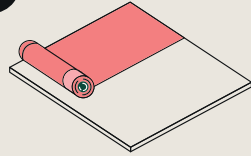
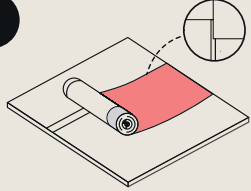
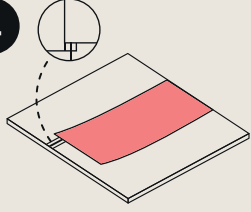
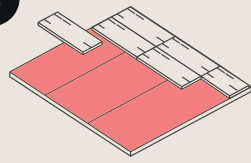



<p>1</p> 	<p>1. Make sure the subfloor is structurally sound, level and is free of dust and debris.</p> <p>2. Check for protruding nails and/or defects in the subfloor. If installing over concrete, the concrete must be dry with moisture emission rates that do not exceed 3 lbs. per 1000 square feet per 24 hours as measured by the Anhydrous Calcium Chloride Test.</p>
<p>2</p> 	<p>1. Start in a corner with the tape strip side next to the wall and the overlapping film toward the open room.</p> <p>2. Install floorMuffler® UltraSeal (film side down) parallel to the wall in the opposite direction that you plan to install the flooring planks.</p> <p>3. When installing the floorMuffler® UltraSeal, leave at least 2" going up the wall.</p>
<p>3</p> 	<p>1. Be sure to unfold the film, extending it 3" from the foam.</p> <p>2. Roll out the next roll of floorMuffler® UltraSeal in the same manner, making sure that the foam seams are butted together.</p> <p>3. Be sure to overlap only the moisture barrier lip and not the foam pad.</p>
<p>4</p> 	<p>1. Remove the adhesive liner and adhere the foam to the film overlap</p>
<p>5</p> 	<p>1. Install the flooring per manufacturer's instructions.</p>

For glue down installations, always follow the adhesive manufacturer's instructions. Make sure to use a floorMuffler approved adhesive. The list of approved adhesives can be found on each product page on the floorMuffler website.



FLOOR MUFFLER® ULTRASEAL

The adhesives below have been tested and approved by the respective manufacturer for installation of floorMuffler underlayments. Diversified Industries has not independently verified this information. Contact the adhesive manufacturer directly to obtain their installation instructions and warranty information prior to use.

FOR ADHERING THE FLOORMUFFLER TO THE WOOD FLOORING

DRITAC	BOSTIK
7700 Easy Clean 4n1	GreenForce
7400 Easy Spread	Bostik's Best
7300 Sure Bond	Pro-MSP
7800 Supreme Green	Pro-Cure
	EFA+

MAPEI	STAUF USA
UltraBond Eco 962	AEM-852
UltraBond Eco 373	

FRANKLIN	NORTH AMERICAN
Titebond 801	Ever Bond PSA Super
Titebond 811	
Titebond 821 - Step	
Titebond 771 - Step	

TAYLOR
2071

FOR ADHERING THE UNDERLAYMENT TO A WOOD OR CONCRETE SUBFLOOR

BOSTIK	MAPEI
GreenForce	UltraBond Eco 811
Bostik's Best	UltraBond Eco 350
Pro-MSP	UltraBond Eco 360
Pro-Cure	UltraBond Eco 373
EFA+	

TAYLOR		
2071	Timberline	Equalizer Pro
Pinnacle	Aspen	Preconnect Plus
Dynamic	Ironwood	Ridgeline
Resolute	Summit Select	

DRITAC	STAUF USA
7800 Supreme Green	BCS-827

FRANKLIN	N. AMERICAN	XL BRANDS
TiteBond 670	Ever Bond PSA Super	Stix 2230*
TiteBond 801	Ever Bond PSA Plus	