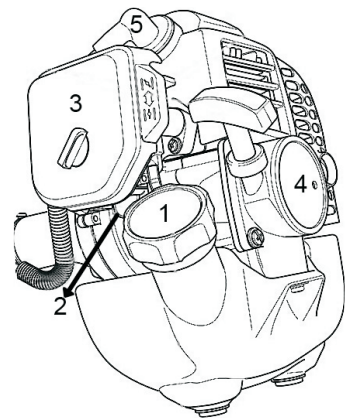


140mm

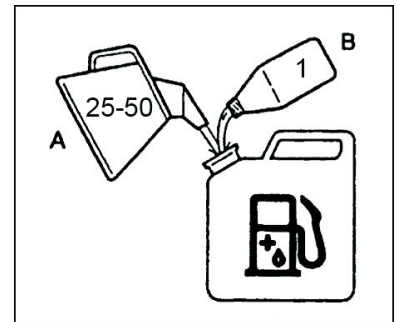
二冲程膜片式汽油发动机启动方式 Starting Mode of Two-Stroke Gasoline Engine

I. Name of the main part of the engine



1. 燃油箱 (盖)
 2. 化油器 (油泡泵油器)
 3. 空滤器
 4. 启动器 (启动拉手)
 5. 火花塞 (帽)
1. Fuel Tank (cap)
 2. Carburetor (Oil bubble pump oiler)
 3. Air Filter
 4. Starter (Starting handle)
 5. Spark Plug (cap)

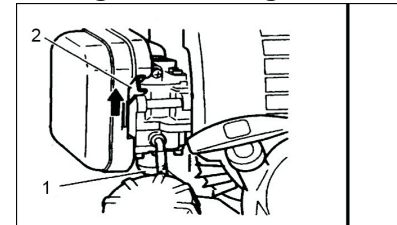
II. Fuel ratio



- A. 90号以上汽油
 - A: Gasoline above 90#
 - B. 二冲程发动机机油
 - B: Engine oil for two-stroke engine
- 将汽油与机油按照25-50的比例，倒入配比油壶，充分摇匀后加入发动机燃油箱。
Pour the gasoline and engine oil into the proportioning oil in a ratio of 25-50, and add into the engine fuel tank after fully shake up.
- 注意：燃油配比按照：汽油20-50:1机油。具体比例参考机油等级标识配比说明。

参考值：FB, FC级别机油20-25:1, FC级别机油40-50:1。
Note: the fuel ratio is as follows: gasoline 20-50:1 engine oil. The specific ratio refers to the marked ratio introduction of engine oil level.
Reference value: FB, FC level oil 20-25:1, FC level oil 40-50:1.

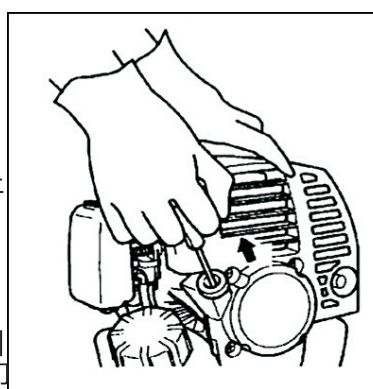
III. Engine starting



1. 油泡 (泵油器)
1. Oil bubble (pump oiler)
2. 阻风门
2. Choke valve

210mm

- 将混合好的燃油加入发动机燃油箱
- Add the mixed fuel oil into the engine fuel tank
- 确认熄火开关处于ON或“-”位置以打开
- Confirm that the stop switch is ON or the “-” position is open
- 按压油泡泵油器，将燃油吸入化油器，直至回油管回油为止
- Press the oil in the oil bubble pump, the fuel is sucked into the carburetor until there is return oil in the fuel return pipe.
- 向上关闭阻风门。图示\|
- Close the choke valve upward. The illustration is \|
- 快速拉动启动拉手，3-5下即可启动，启动后将阻风门向下打开风门。图示\|
- Quickly pull the start handle, it can be started after pulling it 3-5 times. Open the air door by downward the choke valve after starting. The illustration is\|
- 若关闭风门拉动有启动反应但未能启动，请向下打开风门。图示\|。再次快速拉动1-3次即可启动
- If close the air door pull, there is a start-up reaction but fails to start, open the air door downwards. Illustration is \| |. Quickly pull 1-3 times, and it can be started.
- 启动后怠速30秒左右，缓慢加速测试发动机工作是否正常，确认正常后方可进入工作状态
- After starting, the idle speed is about 30 seconds, and the engine is slowly accelerated to test whether the engine is working normally. After confirming that it is normal, it can enter the working state.
- 熄火。将熄火开关置于OFF或“O”位置
- Stalling of engine. Put the stop switch in the OFF or “O” position.
- 注意事项：拉动启动器5次未能启动发动机，请检查操作步骤是否正确，确认无误后在尝试启动，以免造成淹缸无法启动发动机。
- Note: If the engine fails to be started by pulling the starter five times, please check whether the operation steps are correct, and try to start the engine again after confirming the steps are correct, so as not to cause the cylinder flooded to fail to start the engine.



动力型号	TU26	1E34F	1E36F	1E40K/ABC	1E44F/ABC	1E48F
发动机类型	单缸风冷二冲程汽油发动机 Single-cylinder air-cooled two-stroke gasoline engine					
排量	26cc	26cc	33cc	43cc	53cc	63cc
功率	0.65kW/53HP	0.7kW/55HP	0.81kW/1.1HP	1.12kW/1.7HP	1.7kW/2.3HP	2.2kW/3HP
转速	2800-3200rpm					
转速	6500-10500rpm					
燃油混合比	1.25					
燃油箱容量	600ml	650ml	850ml	1000ml	1000ml	1100ml
重量						